

Product Specification

LED Flood & Grille Light

LBE9461A

LBE9462A



Product Image



LBE9461A



LBE9462A

NOTES:

1. This specification is for our regular product specifications.
2. The right of final interpretation of this specification is reserved by International Building Supply Corporation.

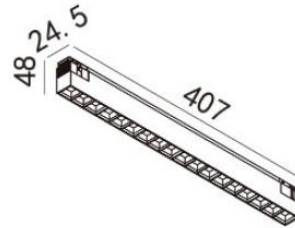
1. Description

- ◆ LED Flood & Grille Lights
- ◆ Application: perfect for interior settings in commercial and residential usage (e.g., office, retail store, restaurant, home, schools, etc.)

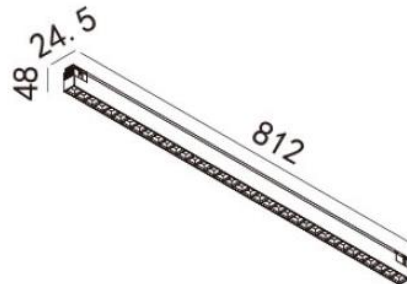
2. Characteristics

- ◆ Multiple certification: ETL/CE/ROHS
- ◆ Waterproof rating of IP20
- ◆ Smart light control with Bluetooth device
- ◆ 48V electrical system
- ◆ Dimming is available (0-10V)
- ◆ Clean and minimalist design with Aluminum
- ◆ High power factor: > 0.95
- ◆ Environmental-friendly & Energy-saving
- ◆ 5-years warranty

Dimensions

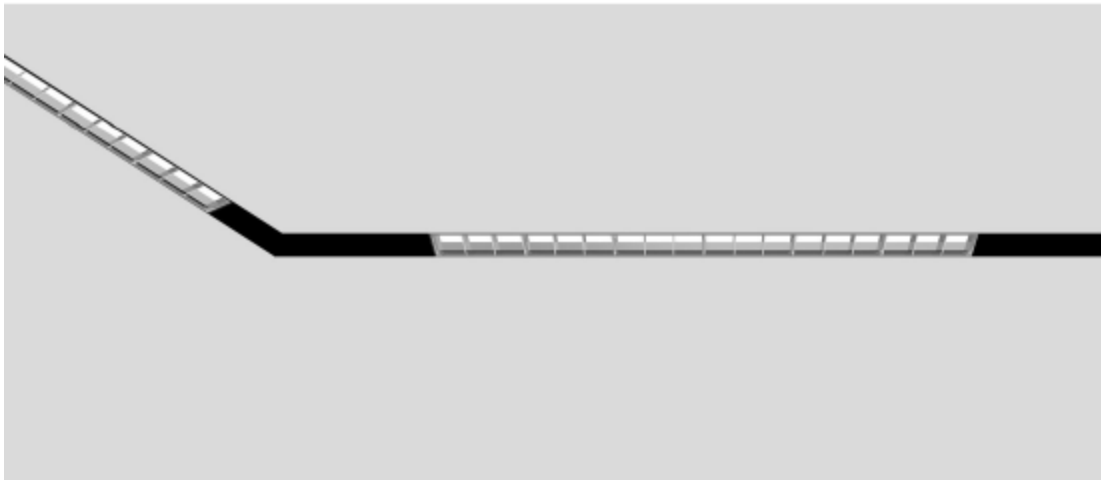


LBE9461A



LBE9462A

3. Application



4. Technical Parameters

Code	LBE9461A	LBE9462A
Power(W)	11W	18W
Input Current	DC48 350MA	DC48 500MA
Lumen Output	1440-1483lm	2356-2427lm
CCT(K)	2700K/3000K/4000K/5000K	
Dimming	0-10V	
Bluetooth Control	✓	
Lamp Holder Model	Aluminum PCB	
Light Source Brand/Code	Bridgelux 2835	
Beam Angle	95°	
Wire Connection Method	Track Adaptor	
Housing Color	FB03	
Material	Aluminum	
Waterproof Rating	IP20	
Class	□I □II ■III	
Certification	ETL/CE/ROHS	
Warranty	5 Years	

5. Photometric Data

LBE9461A

Color Temperature 3000K, 11W

Luminaire Property

Luminaire Category: LED TRACK LIGHT
Luminaire Manufacturer: IBS
Lamp Description: 2835_3000K
Lumens per Lamp: 15.2
Luminous Width (mm): 22
Voltage: 48.1 V
Power: 11.40 W

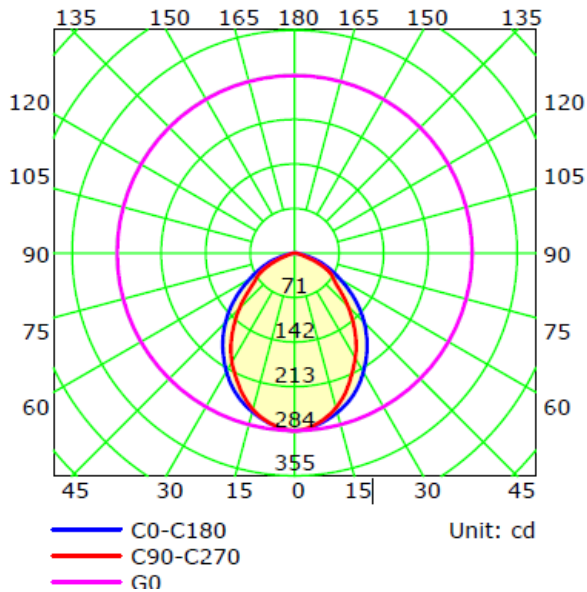
Luminaire Description: LBE9461A-00
Lamp Catalog: LED
Number of Lamps: 60
Luminous Length (mm): 400
Luminous Height (mm): 20
Current: 0.236 A
Power Factor: 1.000

Photometric Results

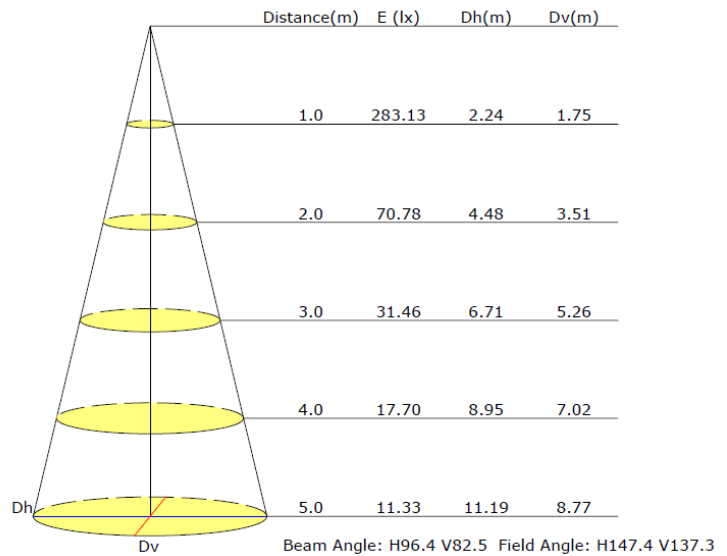
CIE Class: Direct
Measurement Flux: 584.1 lm
Downward Ratio: 64.04%
Luminaire Efficacy Rating (LER): 51
Max. Intensity: 283.24 cd

Total Rated Lamp Lumens: 912.0 lm
Efficiency: 64.04%
Upward Ratio: 0.00%
Central Intensity: 283.13 cd
Pos of Max. Intensity: H90 V0

Luminous Intensity Distribution Curve



Illuminance at a Distance



LBE9462A

Color Temperature 3000K, 18W

Luminaire Property

Luminaire Category: LED TRACK LIGHT
Luminaire Manufacturer: IBS
Lamp Description: 2835_3000K
Lumens per Lamp: 15.3
Luminous Width (mm): 22
Voltage: 48.1 V
Power: 19.50 W

Luminaire Description: LBE9462A-00
Lamp Catalog: LED
Number of Lamps: 96
Luminous Length (mm): 800
Luminous Height (mm): 20
Current: 0.405 A
Power Factor: 1.000

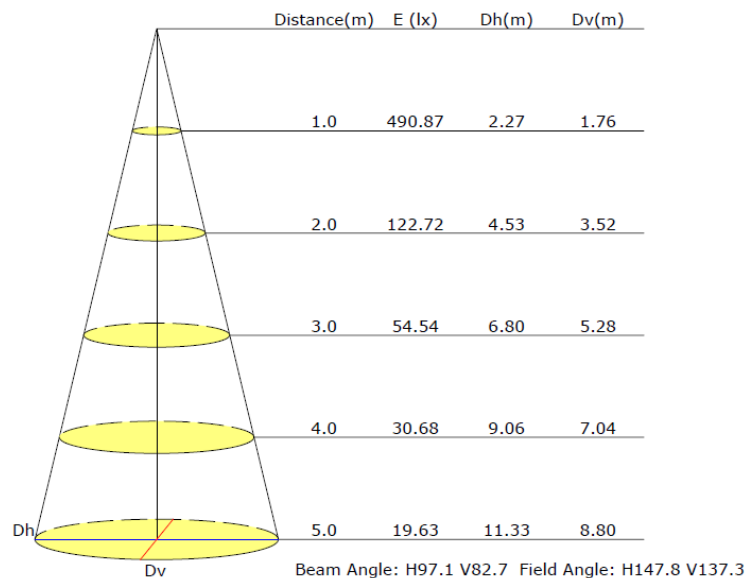
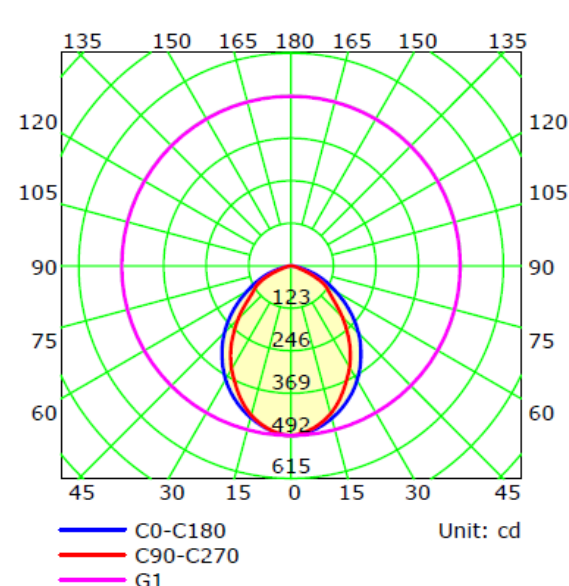
Photometric Results

CIE Class: Direct
Measurement Flux: 1020.3 lm
Downward Ratio: 69.47%
Luminaire Efficacy Rating (LER): 52
Max. Intensity: 491.02 cd

Total Rated Lamp Lumens: 1468.8 lm
Efficiency: 69.47%
Upward Ratio: 0.00%
Central Intensity: 490.87 cd
Pos of Max. Intensity: H0 V1

Illuminance at a Distance

Luminous Intensity Distribution Curve



Product Specification

6. Packaging

	LBE9461A	LBE9462A
Product Size(mm)	407*24.5*48	812*24.5*48
Box Size(mm)	60*35*430	60*35*830