







## Patient Collection Instructions for Vaginal Swabs for CT/GC/TV

Sample Types	Vagina	
Before Collection	If	Then
	<ul style="list-style-type: none"> <li>CT/GC NAT</li> <li>Trichomonas NAT</li> </ul>	Obtain a BD Vaginal Specimen Transport Swab 
Collecting the sample	1.	Wash hands with soap and water, rinse and dry or use alcohol based hand sanitizer.
	2.	Open and remove the purple swab from the package and discard packaging
	3. 	Twist the cap to break the seal. Pull the cap with attached swab off the tube. Do not touch the soft tip or lay the swab down. If you touch or drop the swab tip or the swab is laid down, discard the swab and request a new vaginal swab.
	4. 	Hold the swab by the cap with one hand so the swab tip is pointing toward you.
	5. 	Gently slide the swab <u>no more than</u> two inches into the vagina. If the swab does not slide easily, gently rotate the swab as you push. <b>If it is difficult, do not attempt to continue.</b> Make sure the swab touches the walls of the vagina so that moisture is absorbed by the swab.
	6. 	Rotate the swab for 10 – 15 seconds.
	7. 	Withdraw the swab without touching the skin. Place the swab in the tube and cap securely
	8.	After collection, wash hands with soap and water, rinse and dry or use alcohol based hand sanitizer
Labelling the sample	Ensure sample is labeled with the following: <b>FULL Legal Name: Last Name, First Name &amp; Middle Initial, Date of Birth and Personal Health Number. Origin of Sample (body site or source), date &amp; time of collection.</b>	
Delivering the sample	<ul style="list-style-type: none"> <li>When you have completed the collection, place the sample in a sealed plastic bag provided with the swab.</li> <li>Place the completed requisition in the <b>outer pocket</b> of the plastic bag.</li> <li><b>Do not</b> place requisition inside the sealed section of the bag containing the sample; transport to the lab as soon as possible after collection.</li> <li>Swabs can be kept at room temperature for up to 48h after collection. If swab cannot be delivered to the lab within the 48h after collection, refrigerate and deliver as soon as possible. Samples that arrive after 7 days from collection will be rejected.</li> </ul> <p><b>Samples that are not labeled correctly and/or do not have a completed requisition will be rejected.</b></p>	

Reference Material: Becton, Dickinson and Company Vaginal Specimen Transport for the BD ProbeTec™ Qx Amplified DNA Assays