

Get Their Attention! (3 minutes)

Materials: None

INTRODUCE yourself to the group by saying:

How are you doing today? (Allow responses) **Awesome! Well my name is _____, and I'm really excited to be hanging out with you today!**

Now, one thing I remember about school is that if you choose to follow someone else's bad example, you might end up getting in trouble. So today, we are going to talk about what kind of examples we SHOULD follow.

We are going to go around the circle. On your turn, tell everyone your name and whether you would want to follow the example of someone who SHARES their new gum or EATS gum off the bathroom floor!

After each child has had a turn, **SAY:**

So that's a pretty crazy question, but you can see how it's important to think about the kind of examples you are following AND which kind of examples you are being. If you think it's important to be a good example, say this after me:

I Will (point to self)

Be a Good Example! (hands on hips)

Need to Know:

I Will

(point to self)

Be a Good Example!









(hands on hips)

Bible Story:

The Fiery Furnace

Daniel 3

Materials:

-  **Bible Story Cards**
-  **Bingo Cards**
-  **Markers**
-  **Bag of Game Cards**
-  **Hand Sanitizer**
-  **Small Candy**
-  **Coloring Sheets**
-  **Filler Guide**

Bible Story (6 minutes)

Materials: Bible Story Cards

READ and FOLLOW the instructions on the **Bible Story Cards**. Then, **ASK:**

1. **What did the king want everyone to do: eat breakfast at Taco Bell or bow down to a statue of him?** (Bow down to a statue of him)
2. **Did the friends choose to do the RIGHT thing or the WRONG thing?** (The right thing) **Yes! The friends knew that bowing down to the statue was the wrong thing to do, so they chose not to do it!**
3. **Did the friends set a good example by choosing to do the right thing?** (Yes) **Is setting a good example one way we can be wise?** (Yes)
4. **Because the friends were good examples, what did the king tell everyone to do: pick their noses or worship God?** (Worship God)

These friends were given the chance to do something they knew was wrong. Even though doing the right thing was hard, the friends chose to follow God and set a good example for everyone! That's what we need to know today:

I Will (point to self)

Be a Good Example! (hands on hips)

ASK kids to close their eyes & bow their heads. Pray for the group by **SAYING:**

Heavenly Father, help us to make the right choices so that we can be a good example for others. We pray that by following our example, people will see how to worship you! We love you! Amen.

Application Activity

Summary:

Kids will play "Bingo" using situations that will help them learn how they can be good examples at school, home, and anywhere they go!

Need to Know:

I Will

(point to self)

Be a Good Example!

(hands on hips)

Proverb:

"Godly people are careful

(make "stop" motion)

About the friends they choose."

(high five someone)

Proverbs 12:26

(hold up one finger on one hand and two fingers on the other)

Review Questions:

1. **In Large Group, was Dr. D a good example or a bad example?** (Bad example)
2. **Mrs. Wright helped Jordan and Zippy learn that they can be a _____ example.** (Good)

Application Activity (7 minutes)

Materials: Bingo Cards, Markers, Bag of Game Cards, Hand Sanitizer, Small Candy

INTRODUCE the game by **SAYING**:

Who loves to play Bingo? (Allow responses) **Let's play now! I'm going to give you a Bingo Card and a marker. You can put an X over the "Free Space."**

1. Give each child a **Bingo Card** and **marker**.
2. Pass the **bag** around to each child, allowing the child to choose a **Game Card** out of the **bag** on his/her turn.
3. Read the back of the **Game Card** while showing the picture to the group.
4. After kids answer the question on the back of the card, they can draw an "X" over the matching picture on their **Bingo Card**.
5. When kids get five in a row, they should say, "BINGO!" As kids get Bingo, **sanitize** their hands and reward them with a piece of **Small Candy**.
6. Play until all the **Game Cards** have been read or as time allows. If all kids get Bingo quickly, see who can fill up their **WHOLE Bingo Card** first!
7. While kids eat their **candy**, **SAY**:

That was so much fun! Most of the questions I asked you had to do with school, but do you think that you can be good examples at places outside of school? (Allow responses)

Yes! You can be a good example everywhere you are! So who can tell me what we need to know today?

I Will (point to self)

Be a Good Example! (hands on hips)

Wrap It Up (4 minutes)

Materials: Bingo Card, Markers, Coloring Sheets, Filler Guide

Get ready to practice the Proverb with your group by **SAYING**:

Last week, we learned a Proverb about the friends we choose. Do you think we can be good examples by choosing good friends? (Yes) **Can we be good examples FOR our friends?** (Yes) **Let's wrap it up today by reviewing this verse together, and then playing a game!**

REVIEW the Proverb (on left) and motions with the group, and then play this game!

1. Using the back of an extra **Bingo Card**, draw a Tic Tac Toe board using a **marker**. (Looks like #, but large enough to put a letter inside each box.)
2. Divide the group into two teams. One team will be X's and one will be O's.
3. Allow teams to take turns saying the Proverb together. Once they say the Proverb, they can put an X or an O in one of the boxes of the Tic Tac Toe board. The first team to get three in a row wins!

PASS OUT **coloring sheets** and **markers**.

While kids are coloring, **ASK** the Review Questions on the left, and then **USE** **Filler Guide** to keep kids engaged in small group.