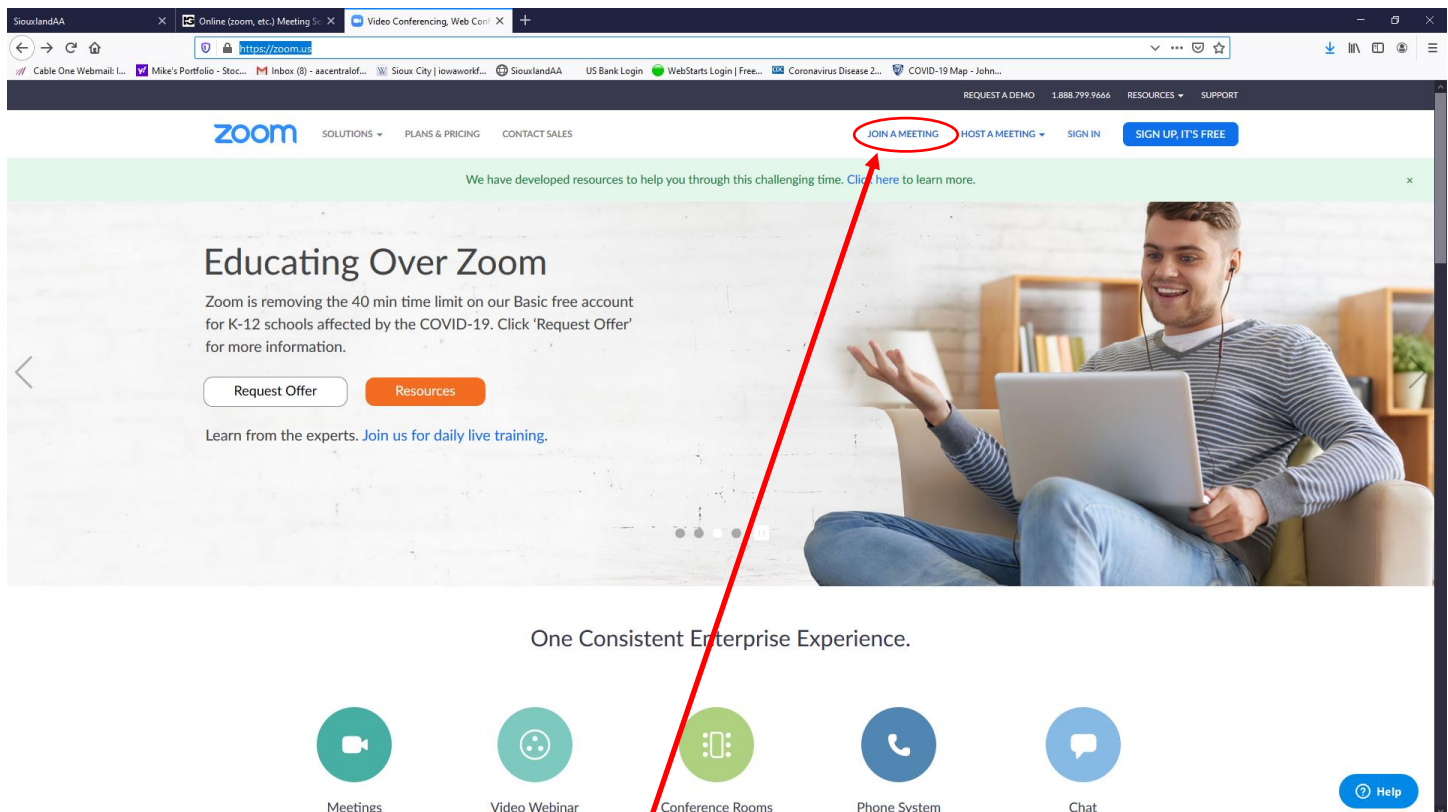


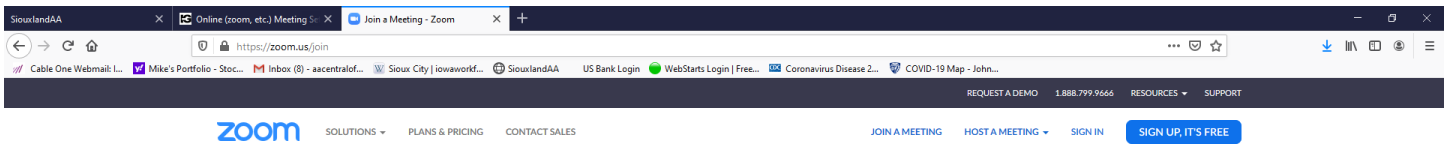
How to join a ZOOM meeting

I have tried to make these directions as simple as I can. They may not work for all the different types of phones, computers and tablets, but they should be close. If you have problems, please call the AA HOTLINE (712) 252-1333 and someone will help you.

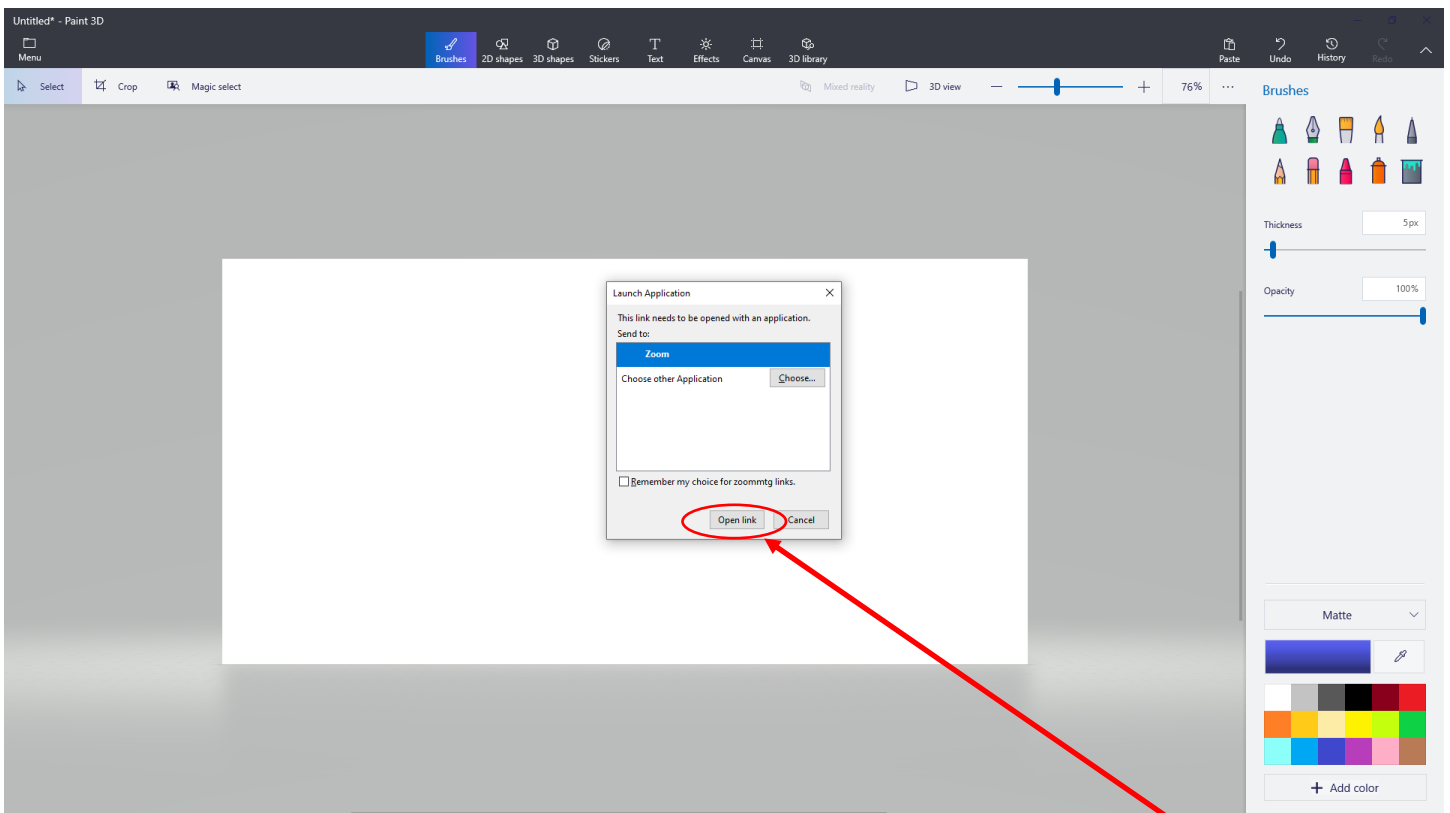
1. To join A ZOOM meeting on your Smartphone or IPAD: (Sorry but I don't have picture examples)
 - From your phone's app store (Apple or Android), **download** the App "**ZOOM Cloud Meeting**"
 - After loading the app, **Start the app** and select **setup an account** (If you don't want to create an account you will have the option to bypass this later). You will be asked to setup a payment type. Select "**CANCEL**" if you don't want to setup an account and the app will open up to show "Join A Meeting"
 - Select "**Join A Meeting**"
 - **Enter the meeting 9- or 10-digit ID number** (ie: 214 304 717 or 528 888 7679) then the 6 digit password and you should be automatically connected.
 - Then you will be asked to join with "Video" and Audio, select **YES** and you will be part of the meeting.
2. To get to a ZOOM meeting on your desktop or laptop computer:
 - Open your web browser address line type in or select this link <https://zoom.us> which will take you to the ZOOM homepage.



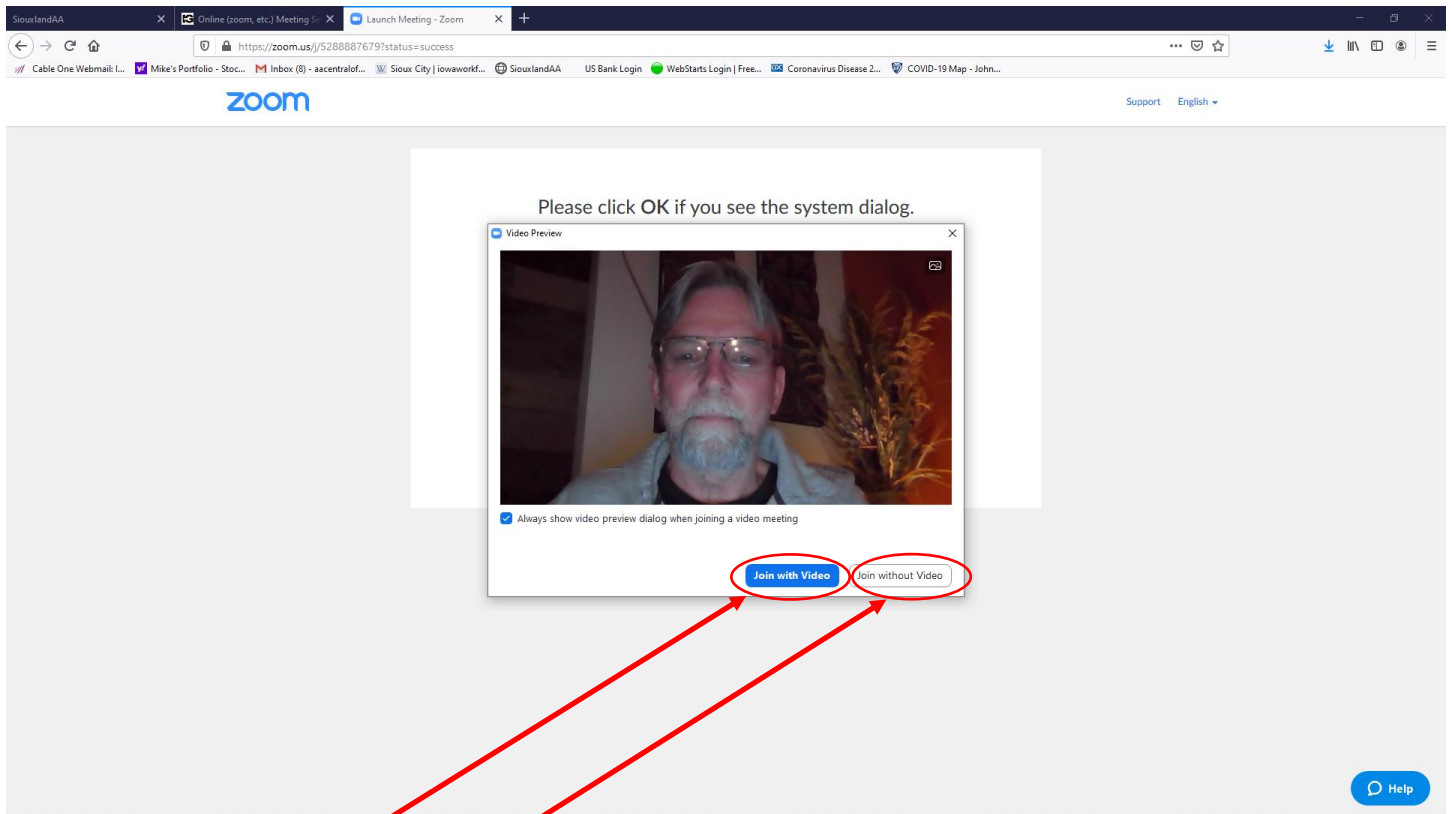
- On the Zoom Homepage select "**Join A Meeting**" which will take you to the "Join A Meeting" page



- On the “Join A Meeting” page, “**Enter the meeting 9- or 10-digit ID number**” (ie: 214 304 717 or 528 888 7679) then select “**Join**” and you be taken to the “Launch Application page”



- On the Launch Application page, ZOOM is already highlighted so just select “**Open Link**”



- Select “**Join with Video**” and you will be part of the meeting. If you prefer to be anonymous, select “**Join Without Video**”, you can turn the video on anytime you want to during the meeting.