

Region 1 Championships







Meet Results

Men / 7 / 14 yrs.

Session: 07

Apr 4-7, 2024

Judge's Signatures

| Rank | Num | Name | Gym |  |  |  |  |  |  | AA |
|------|-----|--------------------|----------------------|---|---|---|---|---|---|--------|
| 1 | 739 | *Raziel Yanovsky | Peninsula- NC | Diff: 2.400 | 2.100 | 2.100 | 1.600 | 2.200 | 2.300 | |
| | | | | Exec: 8.350 | 9.100 | 9.600 | 9.800 | 9.400 | 9.100 | |
| | | | | ND: --- | --- | --- | --- | --- | --- | |
| | | | | Final: 10.750 | 11.200 | 11.700 | 11.400 | 11.600 | 11.400 | 68.050 |
| | | | | Place: 17T | 1 | 2 | 2 | 2* | 2 | 1 |
| 2 | 738 | *Brooklyn Tunca | Peninsula- NC | Diff: 2.300 | 1.700 | 2.200 | 1.600 | 2.200 | 2.100 | |
| | | | | Exec: 9.200 | 8.500 | 9.550 | 9.550 | 8.600 | 9.350 | |
| | | | | ND: --- | --- | --- | --- | --- | --- | |
| | | | | Final: 11.500 | 10.200 | 11.750 | 11.150 | 10.800 | 11.450 | 66.850 |
| | | | | Place: 1 | 4* | 1 | 4* | 15 | 1 | 2 |
| 3 | 735 | Nathan Feldman | Peninsula- NC | Diff: 2.400 | 1.700 | 2.100 | 1.600 | 2.200 | 2.300 | |
| | | | | Exec: 8.000 | 8.500 | 9.550 | 9.650 | 9.000 | 8.950 | |
| | | | | ND: --- | --- | --- | --- | --- | --- | |
| | | | | Final: 10.400 | 10.200 | 11.650 | 11.250 | 11.200 | 11.250 | 65.950 |
| | | | | Place: 22 | 4* | 3 | 3 | 7* | 3 | 3 |
| 4 | 744 | *Bruce Chuto Nuevo | Hawaiian Twister- HI | Diff: 2.300 | 2.100 | 2.200 | 1.600 | 2.100 | 1.100 | |
| | | | | Exec: 9.000 | 8.950 | 9.350 | 9.450 | 8.350 | 9.300 | |
| | | | | ND: --- | --- | --- | --- | --- | --- | |
| | | | | Final: 11.300 | 11.050 | 11.550 | 11.050 | 10.450 | 10.400 | 65.800 |
| | | | | Place: 3 | 2 | 4 | 7 | 17* | 10 | 4 |
| 5 | 708 | *Logan Abdy | Old Pueblo- AZ | Diff: 2.300 | 1.700 | 2.100 | 1.800 | 2.400 | 2.100 | |
| | | | | Exec: 8.600 | 8.450 | 8.850 | 9.300 | 9.200 | 8.750 | |
| | | | | ND: --- | --- | --- | --- | --- | --- | |
| | | | | Final: 10.900 | 10.150 | 10.950 | 11.100 | 11.600 | 10.850 | 65.550 |
| | | | | Place: 12* | 6 | 9* | 6 | 2T | 7 | 5 |
| 6 | 687 | *Devin Breeze | Gym Olympica- SC | Diff: 2.500 | 2.100 | 2.100 | 1.600 | 2.100 | 2.100 | |
| | | | | Exec: 8.250 | 8.650 | 8.850 | 8.950 | 9.100 | 8.900 | |
| | | | | ND: --- | --- | --- | --- | --- | --- | |
| | | | | Final: 10.750 | 10.750 | 10.950 | 10.550 | 11.200 | 11.000 | 65.200 |
| | | | | Place: 17T | 3 | 9* | 18* | 7T | 4* | 6 |
| 7 | 703 | Tommy Watanabe | Gymcats | Diff: 2.300 | 2.100 | 2.100 | 1.600 | 2.200 | 2.100 | |
| | | | | Exec: 8.600 | 7.800 | 8.900 | 9.100 | 9.000 | 8.800 | |
| | | | | ND: --- | --- | --- | --- | --- | --- | |
| | | | | Final: 10.900 | 9.900 | 11.000 | 10.700 | 11.200 | 10.900 | 64.600 |
| | | | | Place: 12* | 10T | 8 | 14 | 7* | 6 | 7 |
| 8 | 760 | Samuel Hwang | Accel | Diff: 2.400 | 1.600 | 2.100 | 2.200 | 2.100 | 1.600 | |
| | | | | Exec: 9.050 | 8.250 | 8.750 | 8.200 | 9.550 | 8.750 | |
| | | | | ND: --- | --- | --- | --- | --- | --- | |
| | | | | Final: 11.450 | 9.850 | 10.850 | 10.400 | 11.650 | 10.350 | 64.550 |
| | | | | Place: 2 | 12 | 11 | 22T | 1 | 11 | 8 |
| 9 | 681 | *Ashley Adair | Victory- SC | Diff: 2.200 | 2.100 | 2.100 | 1.600 | 2.300 | 2.100 | |
| | | | | Exec: 8.650 | 7.400 | 9.100 | 9.150 | 8.400 | 8.900 | |
| | | | | ND: --- | --- | --- | --- | --- | --- | |
| | | | | Final: 10.850 | 9.500 | 11.200 | 10.750 | 10.700 | 11.000 | 64.000 |
| | | | | Place: 14* | 14 | 5 | 13 | 16 | 4* | 9 |
| 10 | 700 | *Andrew Melcher | Gymcats | Diff: 2.300 | 1.600 | 2.100 | 1.600 | 2.100 | 1.600 | |
| | | | | Exec: 8.950 | 8.400 | 7.900 | 9.300 | 8.350 | 8.700 | |
| | | | | ND: --- | --- | --- | --- | --- | --- | |
| | | | | Final: 11.250 | 10.000 | 10.000 | 10.900 | 10.450 | 10.300 | 62.900 |
| | | | | Place: 4 | 8 | 22 | 8* | 17* | 12 | 10 |







Region 1 Championships

Meet Results

Men / 7 / 14 yrs.

Session: 07

Apr 4-7, 2024

| Rank | Num | Name | Gym |  |  |  |  |  |  | AA |
|------|-----|------------------|-----------------------|---|---|---|---|---|---|--------|
| 11 | 747 | Jax Brien | North Valley- AZ | Diff: 2.300 | 1.600 | 2.100 | 1.600 | 2.200 | 1.100 | |
| | | | | Exec: 7.950 | 8.500 | 8.450 | 8.950 | 9.400 | 8.450 | |
| | | | | ND: --- | --- | --- | --- | --- | --- | |
| | | | | Final: 10.250 | 10.100 | 10.550 | 10.550 | 11.600 | 9.550 | 62.600 |
| | | | | Place: 23T | 7 | 15 | 18* | 2* | 20T | 11 |
| 12 | 714 | Josiah Ghobrial | SCEGA- SC | Diff: 2.300 | 1.600 | 2.100 | 1.600 | 2.200 | 1.100 | |
| | | | | Exec: 8.700 | 8.000 | 8.700 | 9.550 | 8.900 | 7.750 | |
| | | | | ND: --- | --- | --- | --- | --- | --- | |
| | | | | Final: 11.000 | 9.600 | 10.800 | 11.150 | 11.100 | 8.850 | 62.500 |
| | | | | Place: 10* | 13 | 12 | 4* | 10* | 25 | 12 |
| 13 | 763 | Tyler Yuan | Accel | Diff: 2.300 | 1.600 | 2.100 | 1.600 | 2.100 | 1.600 | |
| | | | | Exec: 8.500 | 7.400 | 8.050 | 9.300 | 9.200 | 8.500 | |
| | | | | ND: --- | --- | --- | --- | --- | --- | |
| | | | | Final: 10.800 | 9.000 | 10.150 | 10.900 | 11.300 | 10.100 | 62.250 |
| | | | | Place: 16 | 18 | 20 | 8* | 6 | 16 | 13 |
| 14T | 751 | Nicolas Robles | CGC- SC | Diff: 2.700 | 1.700 | 2.100 | 2.200 | 2.300 | 2.300 | |
| | | | | Exec: 8.000 | 7.400 | 9.050 | 7.950 | 8.100 | 8.450 | |
| | | | | ND: --- | --- | --- | -0.100 | --- | --- | |
| | | | | Final: 10.700 | 9.100 | 11.150 | 10.050 | 10.400 | 10.750 | 62.150 |
| | | | | Place: 19T | 16T | 6* | 27 | 19T | 8 | 14T |
| 14T | 690 | JR Burns | Monarchs- SC | Diff: 2.400 | 2.300 | 2.100 | 1.600 | 2.300 | 1.600 | |
| | | | | Exec: 7.650 | 7.600 | 7.500 | 9.850 | 9.050 | 8.200 | |
| | | | | ND: --- | --- | --- | --- | --- | --- | |
| | | | | Final: 10.050 | 9.900 | 9.600 | 11.450 | 11.350 | 9.800 | 62.150 |
| | | | | Place: 25 | 10T | 25* | 1 | 5 | 18T | 14T |
| 16 | 764 | Connor Austin | BGA- SC | Diff: 2.000 | 1.700 | 2.100 | 1.600 | 1.600 | 1.600 | |
| | | | | Exec: 9.200 | 7.000 | 8.350 | 9.000 | 9.300 | 8.550 | |
| | | | | ND: --- | --- | --- | --- | --- | --- | |
| | | | | Final: 11.200 | 8.700 | 10.450 | 10.600 | 10.900 | 10.150 | 62.000 |
| | | | | Place: 5T | 20 | 17 | 16* | 13T | 14T | 16 |
| 17 | 719 | Colton Bradley | USA Gym Flairs- AZ | Diff: 2.200 | 1.700 | 2.100 | 1.600 | 2.200 | 2.100 | |
| | | | | Exec: 8.900 | 6.600 | 8.500 | 9.000 | 8.900 | 8.050 | |
| | | | | ND: --- | --- | --- | --- | --- | --- | |
| | | | | Final: 11.100 | 8.300 | 10.600 | 10.600 | 11.100 | 10.150 | 61.850 |
| | | | | Place: 8 | 23 | 14 | 16* | 10* | 14T | 17 |
| 18 | 685 | William Buckhorn | Eric Will | Diff: 2.200 | 2.100 | 2.300 | 2.400 | 2.200 | 1.600 | |
| | | | | Exec: 8.500 | 7.850 | 8.400 | 8.000 | 8.000 | 8.250 | |
| | | | | ND: --- | --- | --- | --- | --- | --- | |
| | | | | Final: 10.700 | 9.950 | 10.700 | 10.400 | 10.200 | 9.850 | 61.800 |
| | | | | Place: 19T | 9 | 13 | 22T | 22 | 17 | 18 |
| 19 | 762 | Bradley Yuan | Accel | Diff: 2.300 | 1.600 | 2.100 | 1.600 | 2.100 | 1.600 | |
| | | | | Exec: 8.700 | 7.000 | 8.200 | 8.950 | 8.800 | 8.600 | |
| | | | | ND: --- | --- | --- | --- | --- | --- | |
| | | | | Final: 11.000 | 8.600 | 10.300 | 10.550 | 10.900 | 10.200 | 61.550 |
| | | | | Place: 10* | 21 | 18 | 18* | 13T | 13 | 19 |
| 20 | 733 | Jameson Shay | Xtreme Gymnastics- AZ | Diff: 2.400 | 2.100 | 2.300 | 1.600 | 2.200 | 2.100 | |
| | | | | Exec: 7.850 | 6.150 | 7.450 | 9.050 | 8.850 | 8.550 | |
| | | | | ND: --- | --- | --- | --- | --- | --- | |
| | | | | Final: 10.250 | 8.250 | 9.750 | 10.650 | 11.050 | 10.650 | 60.600 |
| | | | | Place: 23T | 24 | 23T | 15 | 12 | 9 | 20 |







Region 1 Championships

Meet Results

Men / 7 / 14 yrs.

Session: 07

Apr 4-7, 2024

| Rank | Num | Name | Gym |  |  |  |  |  |  | AA |
|------|-----|----------------------|----------------------|---|---|---|---|---|---|--------|
| 21 | 727 | Leo Cicillini | Aspire- AZ | Diff: 2.200 | 1.600 | 2.100 | 1.600 | 2.100 | 1.600 | |
| | | | | Exec: 8.450 | 7.650 | 8.100 | 8.900 | 8.200 | 7.750 | |
| | | | | ND: --- | --- | --- | --- | --- | --- | |
| | | | | Final: 10.650 | 9.250 | 10.200 | 10.500 | 10.300 | 9.350 | 60.250 |
| | | | | Place: 21 | 15 | 19 | 21 | 21 | 23 | 21 |
| 22 | 720 | Dylan Bradley | USA Gym Flairs- AZ | Diff: 2.200 | 1.700 | 2.100 | 1.600 | 2.100 | 1.600 | |
| | | | | Exec: 8.850 | 6.800 | 7.950 | 8.600 | 8.050 | 7.950 | |
| | | | | ND: --- | --- | --- | --- | --- | --- | |
| | | | | Final: 11.050 | 8.500 | 10.050 | 10.200 | 10.150 | 9.550 | 59.500 |
| | | | | Place: 9 | 22 | 21 | 25 | 23 | 20T | 22 |
| 23 | 765 | Reid Willett | BGA- SC | Diff: 2.200 | 1.600 | 2.100 | 1.600 | 2.100 | 1.100 | |
| | | | | Exec: 8.950 | 7.350 | 7.500 | 9.200 | 7.450 | 8.300 | |
| | | | | ND: --- | --- | --- | --- | --- | --- | |
| | | | | Final: 11.150 | 8.950 | 9.600 | 10.800 | 9.550 | 9.400 | 59.450 |
| | | | | Place: 7 | 19 | 25* | 12 | 25 | 22 | 23 |
| 24 | 745 | *Joseph Schimmelmenn | Hawaiian Twister- HI | Diff: 2.200 | 2.100 | 2.100 | 1.600 | 2.200 | 1.600 | |
| | | | | Exec: 9.000 | 4.000 | 9.050 | 9.300 | 8.200 | 7.450 | |
| | | | | ND: --- | --- | --- | --- | --- | --- | |
| | | | | Final: 11.200 | 6.100 | 11.150 | 10.900 | 10.400 | 9.050 | 58.800 |
| | | | | Place: 5T | 27 | 6* | 8* | 19T | 24 | 24 |
| 25 | 696 | Ezekiel Osicka | Gold Country | Diff: 2.400 | 1.600 | 2.100 | 2.200 | 2.300 | 1.100 | |
| | | | | Exec: 7.100 | 6.250 | 8.400 | 8.800 | 7.800 | 8.700 | |
| | | | | ND: --- | --- | --- | -0.100 | --- | --- | |
| | | | | Final: 9.500 | 7.850 | 10.500 | 10.900 | 10.100 | 9.800 | 58.650 |
| | | | | Place: 27 | 25 | 16 | 8T | 24 | 18T | 25 |
| 26 | 753 | Gianluca Paladino | The Klub Gym- SC | Diff: 2.200 | 1.600 | 2.100 | 1.600 | 2.100 | 1.500 | |
| | | | | Exec: 8.650 | 7.500 | 7.400 | 8.750 | 5.900 | 8.150 | |
| | | | | ND: --- | --- | --- | --- | --- | -1.000 | |
| | | | | Final: 10.850 | 9.100 | 9.500 | 10.350 | 8.000 | 8.650 | 56.450 |
| | | | | Place: 14* | 16T | 27 | 24 | 27 | 27 | 26 |
| 27 | 726 | Renner Buckley | Aspire- AZ | Diff: 2.200 | 1.600 | 2.100 | 1.600 | 1.600 | 1.100 | |
| | | | | Exec: 7.800 | 6.000 | 7.650 | 8.550 | 7.800 | 7.650 | |
| | | | | ND: --- | --- | --- | --- | --- | --- | |
| | | | | Final: 10.000 | 7.600 | 9.750 | 10.150 | 9.400 | 8.750 | 55.650 |
| | | | | Place: 26 | 26 | 23T | 26 | 26 | 26 | 27 |