







Region 1 Championships

Meet Results







Apr 4-7, 2024

Rank	Num	Name	Gym							AA
1	241	*Troy Holman	BGA-SC	Diff: 4.100	3.500	3.600	4.000	3.900	3.600	
				Exec: 7.950	8.000	9.050	9.700	9.250	9.250	
				ND: -0.300						
				Final: 11.750	11.500	12.650	13.700	13.150	12.850	75.600
				Place: 18	5	5	2	1	1	1
2	229	*Tristan Ketting-Olivier	Central Coast-NC	Diff: 3.600	4.100	3.900	3.600	3.600	3.700	
				Exec: 8.400	8.350	8.850	9.350	8.300	8.450	
				ND: -----						
				Final: 12.000	12.450	12.750	12.950	11.900	12.150	74.200
				Place: 13T	2	3	9	12	2	2
3T	159	*Dylan Briones	Jr.Sun Devils-AZ	Diff: 3.800	3.400	3.800	4.000	3.400	2.500	
				Exec: 8.850	7.650	9.050	9.200	8.900	9.350	
				ND: -----						
				Final: 12.650	11.050	12.850	13.200	12.300	11.850	73.900
				Place: 1	10	2	4	4T	6	3T
3T	116	Ilya Lacher	GO USA-SC	Diff: 4.200	3.500	3.600	4.400	3.600	3.400	
				Exec: 8.050	8.450	8.800	8.950	8.750	8.500	
				ND: -----			-0.300			
				Final: 12.250	11.950	12.400	13.050	12.350	11.900	73.900
				Place: 9	3	6	6	3	3T	3T
5	218	Trevor Uhm	CSC-GO-NC	Diff: 4.000	3.400	3.200	4.900	3.400	3.200	
				Exec: 8.100	9.200	8.750	9.150	8.250	8.000	
				ND: -----						
				Final: 12.100	12.600	11.950	14.050	11.650	11.200	73.550
				Place: 11	1	8	1	15T	10T	5
6	243	Yotam Gabay	GW - SC	Diff: 4.400	3.100	3.900	4.900	3.800	3.600	
				Exec: 8.150	6.750	9.200	8.750	8.300	7.200	
				ND: -----			-0.100			
				Final: 12.550	9.850	13.100	13.550	12.100	10.800	71.950
				Place: 3	17T	1	3	8T	17T	6
7	150	*Braiden Beck	USA Flairs-AZ	Diff: 3.500	3.000	3.300	3.200	3.600	2.700	
				Exec: 7.800	7.950	8.450	9.550	8.500	9.200	
				ND: -----						
				Final: 11.300	10.950	11.750	12.750	12.100	11.900	70.750
				Place: 19	12	12	11	8T	3*	7
8	208	Jack Slater	Bayshore Elite-NC	Diff: 3.800	3.100	3.900	2.400	3.300	2.200	
				Exec: 8.700	8.200	9.100	9.100	8.350	8.000	
				ND: -----		-0.300				
				Final: 12.500	11.300	12.700	11.500	11.650	10.200	69.850
				Place: 4T	7T	4	18	15T	22T	8
9	120	Trenton Kailey	SCATS-SC	Diff: 4.000	3.400	3.800	4.000	3.600	3.300	
				Exec: 6.400	7.350	8.000	9.000	8.400	7.800	
				ND: -----						
				Final: 10.400	10.750	11.800	13.000	12.000	11.100	69.050
				Place: 22	14	10T	7*	10T	12	9
10	239	Logan Hodges	Agility-SC	Diff: 4.100	2.900	3.300	4.000	3.300	2.600	
				Exec: 8.200	6.950	8.200	9.000	9.000	7.450	
				ND: -----						
				Final: 12.300	9.850	11.500	13.000	12.300	10.050	69.000
				Place: 7T	17T	15	7*	4T	24	10

Region 1 Championships

Meet Results

Apr 4-7, 2024







Rank	Num	Name	Gym							AA
11	109	Eric Shiroishi	PGA- SC	Diff: 3.600	2.700	2.800	3.200	2.600	2.700	
				Exec: 8.350	8.450	8.850	9.300	8.250	8.200	
				ND: -----	-----	-0.300	-----	-----	-----	
				Final: 11.950	11.150	11.350	12.500	10.850	10.900	68.700
				Place: 15	9	16T	12*	24	16	11
12	193	*Xavier Neumann	North Valley-AZ	Diff: 3.400	2.200	3.500	1.600	3.500	2.800	
				Exec: 8.900	7.550	8.050	9.600	8.350	8.900	
				ND: -----	-----	-----	-----	-----	-----	
				Final: 12.300	9.750	11.550	11.200	11.850	11.700	68.350
				Place: 7T	21	13T	19T	13T	7	12
13	186	Vinh Nguyen	Stanford-NC	Diff: 3.500	3.300	2.900	3.600	2.600	3.200	
				Exec: 9.000	8.000	8.000	9.200	9.000	6.300	
				ND: -----	-----	-0.300	-----	-----	-----	
				Final: 12.500	11.300	10.600	12.800	11.600	9.500	68.300
				Place: 4T	7T	24	10	17	25	13
14	238	Josiah Haskins	Agility-SC	Diff: 3.700	3.800	2.900	2.200	3.600	3.000	
				Exec: 6.050	8.050	9.200	9.000	8.250	8.350	
				ND: -----	-----	-----	-----	-----	-----	
				Final: 9.750	11.850	12.100	11.200	11.850	11.350	68.100
				Place: 23	4	7	19T	13T	8	14
15	191	Eli Wright	Stanford-NC	Diff: 3.800	2.800	3.400	2.200	3.300	2.700	
				Exec: 8.250	8.000	8.700	8.200	7.800	9.200	
				ND: -----	-----	-0.300	-----	-----	-----	
				Final: 12.050	10.800	11.800	10.400	11.100	11.900	68.050
				Place: 12	13	10T	23*	20T	3*	15
16T	166	Gavin De Vos	CSC-Race-NC	Diff: 3.400	3.300	3.200	2.400	3.200	2.700	
				Exec: 7.450	8.100	8.150	9.350	9.200	7.500	
				ND: -----	-----	-----	-----	-----	-----	
				Final: 10.850	11.400	11.350	11.750	12.400	10.200	67.950
				Place: 20T	6	16T	17	2	22T	16T
16T	233	Quentin Bellemin	Stanford-NC	Diff: 3.700	3.100	3.000	2.200	3.800	2.900	
				Exec: 8.900	7.900	8.100	8.200	8.350	7.800	
				ND: -----	-----	-----	-----	-----	-----	
				Final: 12.600	11.000	11.100	10.400	12.150	10.700	67.950
				Place: 2	11	19	23*	6T	19	16T
18	162	*Asher Nelson	Jr.Sun Devils-AZ	Diff: 4.000	3.000	2.900	4.000	2.600	2.900	
				Exec: 7.850	6.800	8.850	8.450	8.800	7.550	
				ND: -----	-----	-0.200	-----	-----	-----	
				Final: 11.850	9.800	11.550	12.450	11.400	10.450	67.500
				Place: 17	19T	13T	14	18	20T	18
19	140	Aiden Rogers	Sea Wind-SC	Diff: 3.900	1.600	2.400	3.200	2.900	1.700	
				Exec: 8.750	7.450	8.650	9.300	9.250	9.250	
				ND: -0.300	-0.300	-0.300	-----	-----	-----	
				Final: 12.350	8.750	10.750	12.500	12.150	10.950	67.450
				Place: 6	23	23	12*	6T	14T	19
20	163	Spencer Robson	Jr.Sun Devils-AZ	Diff: 3.400	2.800	2.900	2.400	2.600	2.600	
				Exec: 8.500	7.650	8.400	9.450	8.300	8.650	
				ND: -----	-----	-0.300	-----	-----	-----	
				Final: 11.900	10.450	11.000	11.850	10.900	11.250	67.350
				Place: 16	15	20T	16	23	9	20

Region 1 Championships

Meet Results

Apr 4-7, 2024

Page: 3
 Printed: 4/4/2024 4:45:47 PM
 Men / 10 / 16 yrs.
 Session: 02

Rank	Num	Name	Gym							AA
21	189	Tyler Shub	Stanford-NC	Diff: 4.000	2.900	2.300	4.000	2.600	2.800	
				Exec: 6.850	6.900	8.850	9.100	8.350	8.400	
				ND: ---'---	---	-0.300	---	---	---	
				Final: 10.850	9.800	10.850	13.100	10.950	11.200	66.750
				Place: 20T	19T	22	5	22	10T	21
22	161	Carlos Lopez	Jr.Sun Devils-AZ	Diff: 3.600	2.800	2.800	3.200	3.400	2.800	
				Exec: 8.600	6.600	7.450	8.800	8.600	8.150	
				ND: ---'---	---	-0.300	---	---	---	
				Final: 12.200	9.400	9.950	12.000	12.000	10.950	66.500
				Place: 10	22	25	15	10T	14T	22
23	185	Jayden Maliga-Falesoga	Stanford-NC	Diff: 3.500	2.700	3.000	2.200	3.400	3.300	
				Exec: 8.500	7.700	8.000	8.850	7.200	7.150	
				ND: ---'---	---	---	-0.300	---	---	
				Final: 12.000	10.400	11.000	10.750	10.600	10.450	65.200
				Place: 13T	16	20T	22	25	20T	23
24	115	Cailean Travis	Eric Will-SC	Diff: 3.400	2.200	2.800	2.800	3.100	2.400	
				Exec: 5.050	6.400	8.800	8.100	8.150	8.400	
				ND: ---'---	---	-0.300	---	---	---	
				Final: 8.450	8.600	11.300	10.900	11.250	10.800	61.300
				Place: 24	24	18	21	19	17T	24
25	174	Nikko Wang	Head Over Heels-NC	Diff: 0.000	2.800	3.000	0.000	2.600	2.800	
				Exec: 0.000	5.250	8.850	0.000	8.500	8.200	
				ND: ---'---	---	---	---	---	---	
				Final: 0.000	8.050	11.850	0.000	11.100	11.000	42.000
				Place: 25	25	9	25	20T	13	25