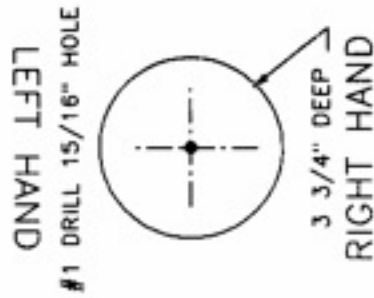
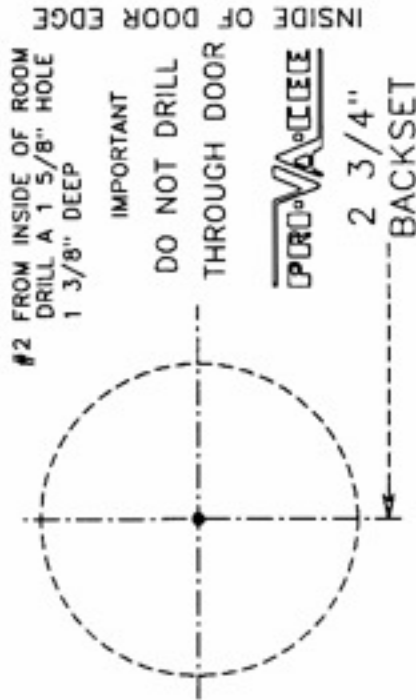


pride barco lock co.

PROVANCE

K-250

Auxiliary Indicator Lock

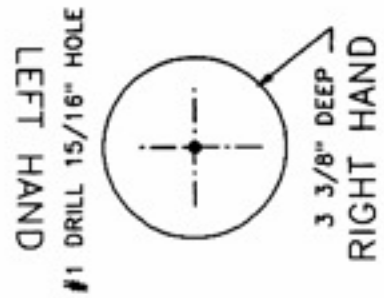
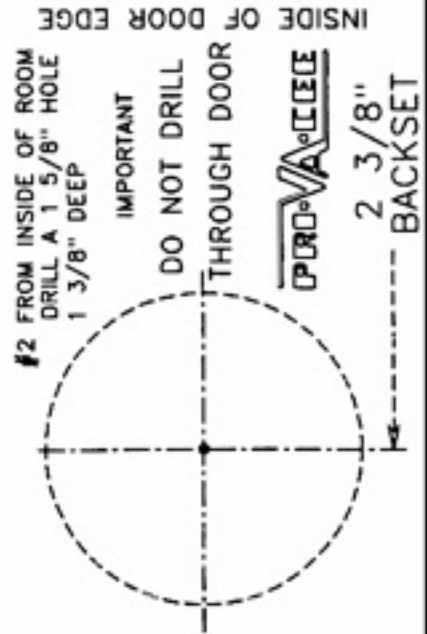


OUTSIDE OF DOOR EDGE

TEMPLATE FOR K-250 RIGHT & LEFT HAND
1 3/4" STD DOOR AND 2 3/4" BACKSET
FOR LEFT HAND INSTALLATION
TURN DEAD BOLT AND TEMPLATE
UPSIDE DOWN

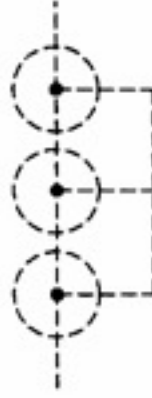


#3 DRILL (3) 7/16" HOLES
#4 MORTISE LATCH PLATE



OUTSIDE OF DOOR EDGE

TEMPLATE FOR K-250 RIGHT & LEFT HAND
1 3/4" STD DOOR AND 2 3/8" BACKSET
FOR LEFT HAND INSTALLATION
TURN DEAD BOLT AND TEMPLATE
UPSIDE DOWN



#3 DRILL (3) 7/16" HOLES
#4 MORTISE LATCH PLATE