

Welcome TOC Managers and Coaches



Welcome TOC Managers and Coaches



Welcome to the 2024 California District 4 Tournament Of Champions Managers and Coaches Meeting!

We ask that you please keep yourself on mute for the meeting

**Questions can be asked (anytime) in the Chat function
Address all questions to Grayson Lawrence only**

**There will be three question breaks during this meeting when those
questions will be addressed**

Agenda:

Introduction

D4 Staff

What is TOC

TOC Binders

Game Schedules

Dress Code

Arrival at Field

Pre-Game

Playing Rules

Points of Emphasis

After the Game

Quick Review

California District 4

Little League California District 4 is under the jurisdiction of the District Administrator, Ted Boet

He also serves as the Tournament Director for all D4 Tournaments



District Staff

Aiding the District Administrator in administering the tournaments are the assistant directors for District 4:

Geoff Shiu	ADA/Little League Baseball ADA
Don Waddell	Dist. Umpire in Chief
Carla Moore	Dist. Secretary
Liz Berg	Dist. Safety Officer
Grayson Lawrence	Teenage Baseball ADA
Phil Raines	Softball ADA
Stephen Mohammed	Challenger ADA
Paul Rosky	Western Region Senior BB Tournament Chair
Jim Rose	Dist. Training Coordinator/Asst. UIC for Softball
Candido Anicete	Asst. UIC for Baseball

Today's Presenter:

Jim Rose, District 4 ADA for Training and Asst. UIC for Softball
jrose001@aol.com



Purpose of This Meeting

The Purpose of Tonight's Meeting:

Aimed at TOC managers and coaches

Provide guidance for all TOC requirements

Provide guidance for expected behaviors and actions

List and explain TOC playing rules and regulations

Answer any TOC-related questions or concerns



Introduction to TOC

What Is TOC?

The Tournament of Champions (TOC) are played under Little League's Special Games Regulation IX

These games are under the SOLE authority of California District 4 District Administrator, Ted Boet

The Policies for the TOC are the policies of District 4

This is a special tournament designed to reward those teams that have placed first in their local league's divisions

TOC is a single-elimination tournament

What Is TOC?

The game rules are those covered in the official Rules and Regulations for baseball

The District 4 Interleague Rules for Baseball Divisions apply and supplement the official Rules and Regulations, with modification

NO Local Playing Rules or managers' agreements apply

Local field Ground Rules do apply, and must be reviewed at the Plate Meeting

TOC Divisions:

Baseball:

AA Minors

AAA Minors

Little League (Majors)

Intermediate (50/70)

Junior League

What to Do before the Game



Before the Game



Creating a Team Binder

TOC Binder:

Needs to be brought to each game by team

Without required forms, teams do not enter field or play

When teams arrive, Tournament Director will take possession of binders and hold in score booth until after game

After the game, pitching records will be filled out in ink, signed by the Tournament Director and initialed by the manager

Where to Find Forms

The following forms are all found using the LL Forms link on the District 4 Website

CALIFORNIA DISTRICT 4 LITTLE LEAGUE



The screenshot shows the website's navigation menu on the left, with a red arrow pointing to the 'LL FORMS' link. The main content area features a photo of a baseball game at Howard J. Lamade Stadium, followed by a list of leagues, a 'District 4 News' section, and a calendar icon.

- HOME
- DISTRICT STAFF
- MEETINGS
- NEWSLETTERS
- D4 UMPIRES
- LL BASEBALL
- TEENAGE BASEBALL
- SOFTBALL
- CHALLENGERS
- LL FORMS**
- D4 FIELDS
- D4 BOUNDARIES
- TOURNAMENTS

Leagues of California District 4

Alameda Albany Clayton Valley Concord American
East County Lafayette Martinez North/South Oakland
Pinole Hercules Pittsburg Richmond Walnut Creek
[Click on a league for more information](#)

DISTRICT 4 NEWS

The next District meeting is April 16 at 8:00 PM
This is a Zoom meeting.

 2024 District Calenda

<http://www.californiadistrict4littleleague.org>

Where to Find Forms for ALL Tournaments

Forms in **green** need to be included in the TOC Binder

CALIFORNIA DISTRICT 4 LITTLE LEAGUE



FORMS

On this page you will find forms used in District 4 as well as forms provided by Little League International. These include waiver forms, insurance forms, and All Star forms.

HOME		
DISTRICT STAFF		
MEETINGS		
NEWSLETTERS		
D4 UMPIRES		
LL BASEBALL		
TEENAGE BASEBALL		
SOFTBALL		
CHALLENGERS		
LL FORMS		
D4 FIELDS		
D4 BOUNDARIES	<p>What Parents should know about Little League Insurance</p>	<p>Volunteer Forms</p> <p>2024 Volunteer Application 2024 Basic Volunteer Application</p> <p>Community Hero Award</p> <p>Waiver Forms</p> <p>II(d) Change of Address Waiver IV(h) Dedicated Volunteer Waiver VI(a) 12 year old in Minors Waiver</p> <p>All Star Forms</p> <p>How to construct your Tournament Binder</p> <p>Verification Check List Proof of age (birth certificate) 'once verified to be removed from binder Residency Requirement or School Enrollment Form Tournament Player Verification School Participation Affidavit Baseball Dress Code Form Softball Dress Code Form</p> <p>Parent Code of Conduct (player) Parent Code of Conduct (team)</p> <p>All items in red must be included in the All Star binder.</p> <p>Baseball and Softball Team Affidavits and maps must be completed using the Data Center</p> <p>Online: Instructions here Online: Video Tutorial</p>
TOURNAMENTS	<p>Required Training</p> <p>Concussion Training* Abuse Awareness Training* Sudden Cardiac Arrest Training* Diamond Leader Training* All 4 courses are required of All Stars, Future Stars and TOC managers and coaches</p> <p>Tournament of Champions and Future Stars Forms</p> <p>TOC Baseball Roster TOC Softball Roster Future Stars Roster TOC Baseball Pitching Record TOC Softball Pitching Record Future Stars Pitching Record TOC Minimum Play Tracker Parent Code of Conduct (player) Parent Code of Conduct (team)</p> <p>2023 Baseball and Softball Tournament Presentations</p> <p>Baseball TOC Baseball All Stars Softball All Stars and TOC Tournament Director</p> <p>2023 Baseball and Softball Tournament Publications</p> <p>Baseball Softball Tournament Director</p>	<p>President Letters for TOC and All Star Teams</p> <p>TOC/Future Stars Medical Release Acknowledgement TOC/Future Stars Manager and Coaches Acknowledgement</p> <p>All Star Medical Release Acknowledgement</p> <p>All Star Manager and Coaches Acknowledgement</p>

All items in green must be included in the TOC or Future Stars binder

All items in red must be included in the All Star binder.

Baseball and Softball Team Affidavits and maps must be completed using the Data Center

Online: Instructions here
Online: Video Tutorial



Each TOC Team Binder will contain the following **REQUIRED** documents:

- 1) Team Roster** with Manager and Coach names and signed by League President
- 2) Pitching Record** to be filled out and signed and initialed after each game
- 3) President's Affirmation Page**, signed by the League president
- 4) President's Affirmation Page Medical Release**, signed by the League president
- 5) Parent Code of Conduct**, signed by parent/guardian, for each player

HIGHLY RECOMMENDED, but NOT required:

1) Parent-signed (**blue ink recommended**) **Medical Release Form** for each player

HIGHLY RECOMMENDED, but NOT required:

2) Photocopy of **Valid Government-Issued Identification** for manager and coaches in binder.

This OR valid government-issued identification on person will be required. One or the other is required to be able to enter the field

Team Roster: REQUIRED

Team Roster: **REQUIRED IN BINDER**

Team Roster: TEAMS ARE NOT ALLOWED TO PLAY WITHOUT A TEAM ROSTER!!

Team Roster needs League president's signature

Team Roster:

- Verifies player roster

- Lists manager and two coaches (Board approved)

- No substitutes (players, coaches, or manager)

Team Roster: REQUIRED

CALIFORNIA DISTRICT 4 LITTLE LEAGUE



FORMS

On this page you will find forms used in District 4 as well as forms provided by Little League International. These include waiver forms, insurance forms, and All Star forms.

- HOME
- DISTRICT STAFF
- MEETINGS
- NEWSLETTERS
- D4 UMPIRES
- LL BASEBALL
- TEENAGE BASEBALL
- SOFTBALL
- CHALLENGERS
- LL FORMS
- D4 FIELDS
- D4 BOUNDARIES
- TOURNAMENTS



Medical Forms

- Accident Claim Form
- Accident Claim Form Instructions
- General Liability Claim Form
- Medical Release Form
- Player Concussion Form (English)
- Player Concussion Form (Spanish)
- Team Concussion Form
- California Concussion Verification
- Injury Tracker Form
- CDC Opioid Factsheet

What Parents should know about Little League Insurance

Required Training
Concussion Training
Abuse Awareness Training
Sudden Cardiac Arrest Training
Diamond Leader Training
All 4 courses are required of All Stars, Future Stars and TOC managers and coaches

Tournament of Champions and Future Stars Forms

- TOC Baseball Roster
- TOC Softball Roster
- Future Stars Roster
- TOC Baseball Pitching Record
- TOC Softball Pitching Record
- Future Stars Pitching Record
- TOC Minimum Play Tracker
- Parent Code of Conduct (player)
- Parent Code of Conduct (team)

All items in green must be included in the TOC or Future Stars binder

2023 Baseball and Softball Tournament Presentations

- Baseball TOC
- Baseball All Stars
- Softball All Stars and Tournament
- 2023 Baseball and Softball Tournament Publications
- Baseball
- Softball
- Tournament
- Director

- Volunteer Forms**
- 2024 Volunteer Application
- 2024 Basic Volunteer Application

Community Hero Award

- Waiver Forms**
- II(d) Change of Address Waiver
- IV(h) Dedicated Volunteer Waiver
- V(a) 12 year old in Minors Waiver

All Star Forms
How to construct your Tournament Binder

- Verification Check List
- Proof of age (birth certificate)*
- *once verified to be removed from binder
- Residency Requirement
- or
- School Enrollment Form
- Tournament Player Verification
- School Participation Affidavit
- Baseball Dress Code Form
- Softball Dress Code Form

- Parent Code of Conduct (player)
- Parent Code of Conduct (team)

All items in red must be included in the All Star binder.
Baseball and Softball Team Affidavits and maps must be completed using the Data Center
Online: Instructions here
Online: Video Tutorial

- President Letters for TOC and All Star Teams**
- TOC/Future Stars Medical Release Acknowledgement
- TOC/Future Stars Manager and Coaches Acknowledgement
- All Star Medical Release Acknowledgement
- All Star Manager and Coaches Acknowledgement

Team Roster: REQUIRED

When teams arrive at the field, manager and coaches' names will be matched with a government-issued photo identification (or photocopy). NO temporary coaches allowed



California District 4

BASEBALL TOURNAMENT OF
CHAMPIONS

Roster of League Champion

LEAGUE NAME	_____	LEAGUE NUMBER	_____
DIVISION	_____		
TEAM NAME	_____	SPONSOR	_____

	PLAYER NAME	ADDRESS	LEAGUE AGE	BIRTHDAY
1				
2				
3				
4				
5				
6				
7				
8				
9				
10				
11				
12				
13				
14				
15				

MANAGER: _____

COACH: _____

COACH: _____

LEAGUE PRESIDENT: _____

SIGNATURE: _____ DATE: _____

Pitching Record: REQUIRED

Pitching Record: **REQUIRED IN BINDER**

Must be in binder and brought to each game

Is signed by TD and initialed by manager after game

The form records each pitcher's total pitches, threshold, days of rest required, and next date eligible to pitch

The Pitching Record is the second page of the Team Roster, or it can be downloaded separately

Pitching Record: REQUIRED

CALIFORNIA DISTRICT 4 LITTLE LEAGUE



FORMS

On this page you will find forms used in District 4 as well as forms provided by Little League International. These include waiver forms, insurance forms, and All Star forms.

- HOME
- DISTRICT STAFF
- MEETINGS
- NEWSLETTERS
- D4 UMPIRES
- LL BASEBALL
- TEENAGE BASEBALL
- SOFTBALL
- CHALLENGERS
- LL FORMS
- D4 FIELDS
- D4 BOUNDARIES
- TOURNAMENTS



- Medical Forms**
- Accident Claim Form
 - Accident Claim Form Instructions
 - General Liability Claim Form
 - Medical Release Form
 - Player Concussion Form (English)
 - Player Concussion Form (Spanish)
 - Team Concussion Form
 - California Concussion Verification
 - Injury Tracker Form
 - CDC Opioid Factsheet

What Parents should know about Little League Insurance

- Required Training**
- Concussion Training*
 - Abuse Awareness Training*
 - Sudden Cardiac Arrest Training*
 - Diamond Leader Training*
 - All 4 courses are required of All Stars, Future Stars and TOC managers and coaches

Tournament of Champions and Future Stars Forms

- TOC Baseball Roster
- TOC Softball Roster
- Future Stars Roster
- TOC Baseball Pitching Record
- TOC Softball Pitching Record
- Future Stars Pitching Record
- TOC Minimum Play Tracker
- Parent Code of Conduct (player)
- Parent Code of Conduct (team)

All items in green must be included in the TOC or Future Stars binder

2023 Baseball and Softball Tournament Presentations

- Baseball TOC
- Baseball All Stars
- Softball All Stars and TOC
- Tournament Director

2023 Baseball and Softball Tournament Publications

- Baseball
- Softball
- Tournament Director

- Volunteer Forms**
- 2024 Volunteer Application
 - 2024 Basic Volunteer Application

Community Hero Award

- Waiver Forms**
- II(d) Change of Address Waiver
 - IV(h) Dedicated Volunteer Waiver
 - V(a) 12 year old in Minors Waiver

All Star Forms

How to construct your Tournament Binder

- Verification Check List
- Proof of age (birth certificate)*
- *once verified to be removed from binder
- Residency Requirement
- or
- School Enrollment Form
- Tournament Player Verification
- School Participation Affidavit
- Baseball Dress Code Form
- Softball Dress Code Form

- Parent Code of Conduct (player)
- Parent Code of Conduct (team)

All items in red must be included in the All Star binder.

Baseball and Softball Team Affidavits and maps must be completed using the Data Center

Online: Instructions here
Online: Video Tutorial

President Letters for TOC and All Star Teams

- TOC/Future Stars Medical Release Acknowledgement
- TOC/Future Stars Manager and Coaches Acknowledgement
- All Star Medical Release Acknowledgement
- All Star Manager and Coaches Acknowledgement

Pitching Record: REQUIRED



California District 4 Little League – Pitching Affidavit

Team: _____ Manager: _____

Date of Game	Pitches Thrown	Threshold Observed		Pitcher's Name	Uniform #	League Playing Age	Team Manager Initials	Opposing Manager Initials	Tournament Director Signature	# Days Rest Required	Eligible to Pitch on (Date)
		20	35								
		20	35								
		50	65								
		20	35								
		50	65								
		20	35								
		50	65								
		20	35								
		50	65								
		20	35								
		50	65								
		20	35								
		50	65								
		20	35								
		50	65								
		20	35								
		50	65								
		20	35								
		50	65								

Pitching eligibility varies by the league age of the pitcher, which is the pitcher's age as of 8/31 of current season.
All official pitching regulations are found in the Little League Rulebook, Regulation VI.

Additional Pitching Affidavit forms can be found on the D4 website: http://www.californiadistrict4littleleague.org/ll_forms

Pitching Record: REQUIRED

Pitching Records:

After the game, take the time to make sure the pitching record is complete and correct before initialing it!

The official scorebook and pitch count sheet, not a team's scorebook or GameChanger, is the only record the pitching record will be based upon

President's Affirmation Page: REQUIRED



President's Affirmation Page, signed by League President, REQUIRED IN BINDER, affirms the following:

Four required trainings for manager and coaches have been completed

Manager and coaches have signed and acknowledged the Youth Sports Concussion Protocols

Certifies all parents have been provided and signed the Heads Up Concussion Information sheet

Manager and coaches have been informed about the District 4 and Northern California Dress Code that will be enforced

President's Affirmation Page Medical Release **REQUIRED IN BINDER:**

Affirms manager and coaches have been instructed it is a best practice and highly recommended to have medical release forms at each game for all players

President's Affirmation Pages: REQUIRED

CALIFORNIA DISTRICT 4 LITTLE LEAGUE



FORMS

On this page you will find forms used in District 4 as well as forms provided by Little League International. These include waiver forms, insurance forms, and All Star forms.

HOME

DISTRICT STAFF

MEETINGS

NEWSLETTERS

D4 UMPIRES

LL BASEBALL

TEENAGE BASEBALL

SOFTBALL

CHALLENGERS

LL FORMS

D4 FIELDS

D4 BOUNDARIES

TOURNAMENTS

Medical Forms

- Accident Claim Form
- Accident Claim Form Instructions
- General Liability Claim Form
- Medical Release Form
- Player Concussion Form (English)
- Player Concussion Form (Spanish)
- Team Concussion Form
- California Concussion Verification
- Injury Tracker Form
- CDC Opioid Factsheet

What Parents should know about Little League Insurance

Required Training

- Concussion Training*
- Abuse Awareness Training*
- Sudden Cardiac Arrest Training*
- Diamond Leader Training*
- ALL 4 courses are required of All Stars, Future Stars and TOC managers and coaches

Tournament of Champions and Future Stars Forms

- TOC Baseball Roster
- TOC Softball Roster
- Future Stars Roster
- TOC Baseball Pitching Record
- TOC Softball Pitching Record
- Future Stars Pitching Record
- TOC Minimum Play Tracker
- Parent Code of Conduct (player)
- Parent Code of Conduct (team)

All items in green must be included in the TOC or Future Stars binder

2023 Baseball and Softball Tournament Presentations

- Baseball TOC
- Baseball All Stars
- Softball All Stars and TOC
- Tournament Director

2023 Baseball and Softball Tournament Publications

- Baseball
- Softball
- Tournament Director

Volunteer Forms

- 2024 Volunteer Application
- 2024 Basic Volunteer Application

Community Hero Award

Waiver Forms

- II(d) Change of Address Waiver
- IV(h) Dedicated Volunteer Waiver
- V(a) 12 year old in Minors Waiver

All Star Forms

How to construct your Tournament Binder

Verification Check List

Proof of age (birth certificate)*
*once verified to be removed from binder

Residency Requirement

or

- School Enrollment Form
- Tournament Player Verification
- School Participation Affidavit
- Baseball Dress Code Form
- Softball Dress Code Form

Parent Code of Conduct (player)

Parent Code of Conduct (team)

All items in red must be included in the All Star binder.

Baseball and Softball Team Affidavits and maps must be completed using the Data Center

Online: Instructions here
Online: Video Tutorial

President Letters for TOC and All Star Teams

- TOC/Future Stars Medical Release Acknowledgement
- TOC/Future Stars Manager and Coaches Acknowledgement

All Star Medical Release Acknowledgement

All Star Manager and Coaches Acknowledgement



President's Affirmation Page: REQUIRED

California District 4 Little League

I _____
the President of _____ Little League,

certify that the manager and coaches of this Tournament of Champion/Future Stars team have completed all required certifications and trainings that are required. This includes, but is not limited to:

Little League Diamond Leader Training

Concussion Training

Abuse Awareness Training

Sudden Cardiac Arrest Training

I further attest that the forementioned adults have also signed and acknowledged that they are following California Assembly Bill 2007. The law, titled "Youth Sports Concussion Protocols," which went into effective January 1, 2017, and is found in the California Health Safety Code under the section referencing "Adolescent Health" (Cal Health and Safety Code §124235).

I also certify that all players of said team are in compliance with California law (Cal Health and Safety Code §124235), that requires all players and families be advised of the potential risk of concussion while playing sports and have signed the Heads Up Concussion Information Sheet provided to them.

Furthermore, I verify that all manager and coaches have been advised of the California District 4 and Northern California dress code that will be enforced throughout post season play. Failure to comply with the dress code will result in penalties to the team during competition.



President Signature and date



President's Affirmation Page Medical Release: REQUIRED



California District 4 Little League

I _____
the President of _____ Little League,

certify that the manager and coaches of this Tournament of Champion/Future Stars team have been instructed it is the best practice for medical releases for every player on the team to be on hand for all Little League functions.

While it is not necessary for the form to be present in order for a game to be played, it is highly recommended to be on hand in the event of a medical emergency. Not having the form at the game site may result in the delay of treatment for the injured or sick player(s).



President Signature and date



District 4 Parent Code of Conduct: REQUIRED



California District 4 Parent Code of Conduct, **REQUIRED IN BINDER:**

Each player's parent- or guardian must sign a Code of Conduct form.

California District 4 Parent Code of Conduct

CALIFORNIA DISTRICT 4 LITTLE LEAGUE



FORMS

On this page you will find forms used in District 4 as well as forms provided by Little League International. These include waiver forms, insurance forms, and All Star forms.

- HOME
- DISTRICT STAFF
- MEETINGS
- NEWSLETTERS
- D4 UMPIRES
- LL BASEBALL
- TEENAGE BASEBALL
- SOFTBALL
- CHALLENGERS
- LL FORMS
- D4 FIELDS
- D4 BOUNDARIES
- TOURNAMENTS

Medical Forms

- Accident Claim Form
- Accident Claim Form Instructions
- General Liability Claim Form
- Medical Release Form
- Player Concussion Form (English)
- Player Concussion Form (Spanish)
- Team Concussion Form
- California Concussion Verification
- Injury Tracker Form
- CDC Opioid Factsheet

What Parents should know about Little League Insurance

- Required Training**
- Concussion Training*
- Abuse Awareness Training*
- Sudden Cardiac Arrest Training*
- Diamond Leader Training*
- All 4 courses are required of All Stars, Future Stars and TOC managers and coaches
- Tournament of Champions and Future Stars Forms**

- TOC Baseball Roster
- TOC Softball Roster
- Future Stars Roster
- TOC Baseball Pitching Record
- TOC Softball Pitching Record
- Future Stars Pitching Record
- TOC Minimum Play Tracker
- Parent Code of Conduct (player)
- Parent Code of Conduct (team)

All items in green must be included in the TOC or Future Stars binder

2023 Baseball and Softball Tournament Presentations

- Baseball TOC
- Baseball All Stars
- Softball All Stars and TOC
- Tournament Director

2023 Baseball and Softball Tournament Publications

- Baseball
- Softball
- Tournament Director

Volunteer Forms

- 2024 Volunteer Application
- 2024 Basic Volunteer Application

Community Hero Award

Waiver Forms

- II(d) Change of Address Waiver
- IV(h) Dedicated Volunteer Waiver
- V(a) 12 year old in Minors Waiver

All Star Forms

How to construct your Tournament Binder

- Verification Check List
- Proof of age (birth certificate)*
- *once verified to be removed from binder
- Residency Requirement
- or
- School Enrollment Form
- Tournament Player Verification
- School Participation Affidavit
- Baseball Dress Code Form
- Softball Dress Code Form

- Parent Code of Conduct (player)
- Parent Code of Conduct (team)

All items in red must be included in the All Star binder.

Baseball and Softball Team Affidavits and maps must be completed using the Data Center

Online: Instructions here
Online: Video Tutorial

President Letters for TOC and All Star Teams

- TOC/Future Stars Medical Release Acknowledgement
- TOC/Future Stars Manager and Coaches Acknowledgement
- All Star Medical Release Acknowledgement
- All Star Manager and Coaches Acknowledgement



District 4 Parent Code of Conduct - Team



California District 4 Code of Conduct

California District 4 has implemented the following Sport Parent Code of Conduct for the important message it holds about the proper role of parents in supporting their child in sports. Parents should read, understand, and sign this form prior to post season play.

Any parent guilty of improper conduct at any game or practice will be asked to leave the sports facility and be suspended from the following game. Repeat violations may cause a multiple game suspension, or the season forfeiture of the privilege of attending all games.

Preamble

The essential elements of character-building and ethics in sports are embodied in the concept of sportsmanship and six core principles:

- Trustworthiness,
- Respect,
- Responsibility,
- Fairness,
- Caring, and
- Good Citizenship.

The highest potential of sports is achieved when competition reflects these "six pillars of character."

I therefore agree:

1. I will not force my child to participate in sports.
2. I will remember that children participate to have fun and that the game is for youth, not adults.
3. I will inform the coach of any physical disability or ailment that may affect the safety of my child or the safety of others.
4. I will learn the rules of the game and the policies of the league.
5. I (and my guests) will be a positive role model for my child and encourage sportsmanship by showing respect and courtesy, and by demonstrating positive support for all players, coaches, officials and spectators at every game, practice, or other sporting event.
6. I (and my guests) will not engage in any kind of unsportsmanlike conduct with any official, coach, player, or parent such as booing and taunting; refusing to shake hands; or using profane language or gestures.

7. I will not encourage any behaviors or practices that would endanger the health and wellbeing of the athletes.

8. I will teach my child to play by the rules and to resolve conflicts without resorting to hostility or violence.

9. I will demand that my child treat other players, coaches, officials, and spectators with respect regardless of race, creed, color, sex, or ability.

10. I will teach my child that doing one's best is more important than winning, so that my child will never feel defeated by the outcome of a game or his/her performance.

11. I will praise my child for competing fairly and trying hard, and make my child feel like a winner every time.

12. I will never ridicule or yell at my child or other participants for making a mistake or losing a competition.

13. I will emphasize skill development and practices and how they benefit my child over winning. I will also de-emphasize games and competition in the lower age groups.

14. I will promote the emotional and physical wellbeing of the athletes ahead of any personal desire I may have for my child to win.

15. I will respect the officials and their authority during games and will never question, discuss, or confront coaches at the game field, and will take time to speak with coaches at an agreed upon time and place.

16. I will demand a sports environment for my child that is free from drugs, tobacco, and alcohol and I will refrain from their use at all sports events.


17. I will refrain from coaching my child or other players during games and practices unless I am one of the official coaches of the team.

California District 4 Code of Conduct

By signing parents/guardians agree to the California District 4 Code of Conduct and will abide by all terms and conditions.

Parent or Guardian signature

Print Players name:

Player #1	Parent/Guardian Player #1 
Player #2	Parent/Guardian Player #2
Player #3	Parent/Guardian Player #3
Player #4	Parent/Guardian Player #4
Player #5	Parent/Guardian Player #5
Player #6	Parent/Guardian Player #6
Player #7	Parent/Guardian Player #7
Player #8	Parent/Guardian Player #8
Player #9	Parent/Guardian Player #9
Player #10	Parent/Guardian Player #10
Player #11	Parent/Guardian Player #11
Player #12	Parent/Guardian Player #12
Player #13	Parent/Guardian Player #13
Player #14	Parent/Guardian Player #14
Player #15	Parent/Guardian Player #15
Player #16	Parent/Guardian Player #16

Win with Dignity, Lose with Class

District 4 Parent Code of Conduct - Individual

California District 4 Code of Conduct

California District 4 has implemented the following Sport Parent Code of Conduct for the important message it holds about the proper role of parents in supporting their child in sports. Parents should read, understand, and sign this form prior to post season play.

Any parent guilty of improper conduct at any game or practice will be asked to leave the sports facility and be suspended from the following game. Repeat violations may cause a multiple game suspension, or the season forfeiture of the privilege of attending all games.

Preamble

The essential elements of character-building and ethics in sports are embodied in the concept of sportsmanship and six core principles:

- Trustworthiness,
- Respect,
- Responsibility,
- Fairness,
- Caring, and
- Good Citizenship.

The highest potential of sports is achieved when competition reflects these "six pillars of character."

I therefore agree:

1. I will not force my child to participate in sports.
2. I will remember that children participate to have fun and that the game is for youth, not adults.
3. I will inform the coach of any physical disability or ailment that may affect the safety of my child or the safety of others.
4. I will learn the rules of the game and the policies of the league.
5. I (and my guests) will be a positive role model for my child and encourage sportsmanship by showing respect and courtesy, and by demonstrating positive support for all players, coaches, officials and spectators at every game, practice, or other sporting event.
6. I (and my guests) will not engage in any kind of unsportsmanlike conduct with any official, coach, player, or parent such as booing and taunting; refusing to shake hands; or using profane language or gestures.

7. I will not encourage any behaviors or practices that would endanger the health and wellbeing of the athletes.

8. I will teach my child to play by the rules and to resolve conflicts without resorting to hostility or violence.

9. I will demand that my child treat other players, coaches, officials, and spectators with respect regardless of race, creed, color, sex, or ability.

10. I will teach my child that doing one's best is more important than winning, so that my child will never feel defeated by the outcome of a game or his/her performance.

11. I will praise my child for competing fairly and trying hard, and make my child feel like a winner every time.

12. I will never ridicule or yell at my child or other participants for making a mistake or losing a competition.

13. I will emphasize skill development and practices and how they benefit my child over winning. I will also de-emphasize games and competition in the lower age groups.

14. I will promote the emotional and physical wellbeing of the athletes ahead of any personal desire I may have for my child to win.

15. I will respect the officials and their authority during games and will never question, discuss, or confront coaches at the game field, and will take time to speak with coaches at an agreed upon time and place.

16. I will demand a sports environment for my child that is free from drugs, tobacco, and alcohol and I will refrain from their use at all sports events.

17. I will refrain from coaching my child or other players during games and practices unless I am one of the official coaches of the team.

X

Player's Name

X 

Parent/Guardian Signature

Medical Release Form: RECOMMENDED

Medical Release Forms: RECOMMENDED for binder

If included, it should have an original parent signature in ink
Blue ink is recommended

Medical Release Form: RECOMMENDED

CALIFORNIA DISTRICT 4 LITTLE LEAGUE



FORMS

On this page you will find forms used in District 4 as well as forms provided by Little League International. These include waiver forms, insurance forms, and All Star forms.

- HOME
- DISTRICT STAFF
- MEETINGS
- NEWSLETTERS
- D4 UMPIRES
- LL BASEBALL
- SOFTBALL
- CHALLENGERS
- LL FORMS
- D4 FIELDS
- D4 BOUNDARIES
- TOURNAMENTS

Medical Forms

- Accident Claim Form
- Accident Claim Form Instructions
- General Liability Claim Form
- Medical Release Form
- Player Concussion Form (English)
- Player Concussion Form (Spanish)
- Team Concussion Form
- California Concussion Verification
- Injury Tracker Form
- CDC Opioid Factsheet

What Parents should know about Little League Insurance

- Required Training**
- Concussion Training*
- Abuse Awareness Training*
- Sudden Cardiac Arrest Training*
- Diamond Leader Training*
- All 4 courses are required of All Stars, Future Stars and TOC managers and coaches
- Tournament of Champions and Future Stars Forms**

- TOC Baseball Roster
- TOC Softball Roster
- Future Stars Roster
- TOC Baseball Pitching Record
- TOC Softball Pitching Record
- Future Stars Pitching Record
- TOC Minimum Play Tracker
- Parent Code of Conduct (player)
- Parent Code of Conduct (team)

All items in green must be included in the TOC or Future Stars binder

2023 Baseball and Softball Tournament Presentations

- Baseball TOC
- Baseball All Stars
- Softball All Stars and TOC
- Tournament Director

2023 Baseball and Softball Tournament Publications

- Baseball
- Softball
- Tournament Director

Volunteer Forms

- 2024 Volunteer Application
- 2024 Basic Volunteer Application

Community Hero Award

Waiver Forms

- II(d) Change of Address Waiver
- IV(h) Dedicated Volunteer Waiver
- V(a) 12 year old in Minors Waiver

All Star Forms

How to construct your Tournament Binder

- Verification Check List
- Proof of age (birth certificate)*
- *once verified to be removed from binder
- Residency Requirement
- or
- School Enrollment Form
- Tournament Player Verification
- School Participation Affidavit
- Baseball Dress Code Form
- Softball Dress Code Form

- Parent Code of Conduct (player)
- Parent Code of Conduct (team)

All items in red must be included in the All Star binder.

Baseball and Softball Team Affidavits and maps must be completed using the Data Center

Online: Instructions here
Online: Video Tutorial

President Letters for TOC and All Star Teams

- TOC/Future Stars Medical Release Acknowledgement
- TOC/Future Stars Manager and Coaches Acknowledgement
- All Star Medical Release Acknowledgement
- All Star Manager and Coaches Acknowledgement

Medical Release Form: RECOMMENDED

Recommended Only



Little League Baseball and Softball MEDICAL RELEASE



NOTE: To be carried by any Regular Season or Tournament Team Manager together with team roster or International Tournament affidavit.

Player: _____ Date of Birth: _____ Gender (M/F): _____

Parent (s)/Guardian Name: _____ Relationship: _____

Parent (s)/Guardian Name: _____ Relationship: _____

Player's Address: _____ City: _____ State/Country: _____ Zip: _____

Home Phone: _____ Work Phone: _____ Mobile Phone: _____

PARENT OR LEGAL GUARDIAN AUTHORIZATION: _____ Email: _____

In case of emergency, if family physician cannot be reached, I hereby authorize my child to be treated by Certified Emergency Personnel. (i.e. EMT, First Responder, E.R. Physician)

Family Physician: _____ Phone: _____

Address: _____ City: _____ State/Country: _____

Hospital Preference: _____

Parent Insurance Co: _____ Policy No.: _____ Group ID#: _____

League Insurance Co: _____ Policy No.: _____ League/Group ID#: _____

If parent(s)/legal guardian cannot be reached in case of emergency, contact:

Name _____ Phone _____ Relationship to Player _____

Name _____ Phone _____ Relationship to Player _____

Please list any allergies/medical problems, including those requiring maintenance medication. (i.e. Diabetic, Asthma, Seizure Disorder)

Medical Diagnosis	Medication	Dosage	Frequency of Dosage

Date of last Tetanus Toxoid Booster: _____

The purpose of the above listed information is to ensure that medical personnel have details of any medical problem which may interfere with or alter treatment.

Mr./Mrs.  **Signature and date** _____ Date: _____
Authorized Parent/Guardian Signature

FOR LEAGUE USE ONLY:

League Name: _____ League ID: _____

Division: _____ Team: _____ Date: _____

WARNING: PROTECTIVE EQUIPMENT CANNOT PREVENT ALL INJURIES A PLAYER MIGHT RECEIVE WHILE PARTICIPATING IN BASEBALL/SOFTBALL.
Little League does not limit participation in its activities on the basis of disability, race, color, creed, national origin, gender, sexual preference or religious preference.

Each TOC Team Binder will contain the following **REQUIRED** documents:

- 1) Team Roster** with Manager and Coach names and signed by League President
- 2) Pitching Record** to be filled out and signed and initialed after each game
- 3) President's Affirmation Page**, signed by the League president
- 4) President's Affirmation Page Medical Release**, signed by the League president
- 5) Parent Code of Conduct**, signed by parent/guardian, for each player

These are **HIGHLY RECOMMENDED**, but NOT required. The following will **NOT** be checked by the Tournament Director:

- 1) Parent-signed (**blue ink recommended**) **Medical Release Form** for each player
- 2) Photocopy of **Valid Government-Issued Identification** for manager and coaches in binder. This OR Valid government-issued Identification on person will be required. One or the other is required to be able to field

President's Affirmation Page Requirements



President's Affirmation Page Requirements

Required Trainings and Documents

The following trainings and documents must be completed by the TOC coaching staff and parents

The League president, in his/her signed Affirmation Page, attests that these have been completed

No proof of completion of trainings or documents are required for the TOC binder

Required Trainings for Managers and Coaches



Required Trainings for TOC Managers and Coaches:

Every manager and coach **MUST** take these trainings. The signed, League President's Affirmation assures these have been completed

- 1) Safe Sports Abuse Awareness (Dated after October 1, 2023)
- 2) Diamond Leadership Training (one-time certification)
- 3) Sudden Cardiac Arrest Awareness (one-time certification)
- 4) CDC Heads Up Concussion (one-time certification)

Required Trainings for Managers and Coaches


CALIFORNIA DISTRICT 4 LITTLE LEAGUE



FORMS

On this page you will find forms used in District 4 as well as forms provided by Little League International. These include waiver forms, insurance forms, and All Star forms.

- HOME
- DISTRICT STAFF
- MEETINGS
- NEWSLETTERS
- D4 UMPIRES
- LL BASEBALL
- TEENAGE BASEBALL
- SOFTBALL
- CHALLENGERS
- LL FORMS
- D4 FIELDS
- D4 BOUNDARIES
- TOURNAMENTS



Required Training
 Concussion Training*
 Abuse Awareness Training*
 Sudden Cardiac Arrest Training*
 Diamond Leader Training*
 All 4 courses are required of All Stars, Future Stars and TOC managers and coaches

Tournament of Champions and Future Stars Forms
 TOC Baseball Roster
 TOC Softball Roster
 Future Stars Roster
 TOC Baseball Pitching Record
 TOC Softball Pitching Record
 Future Stars Pitching Record
 TOC Minimum Play Tracker
 Parent Code of Conduct (player)
 Parent Code of Conduct (team)

All items in green must be included in the TOC or Future Stars binder

2023 Baseball and Softball Tournament Presentations

Baseball TOC
 Baseball All Stars
 Softball All Stars and TOC
 Tournament
 Director's 2023 Baseball and Softball Tournament Publications
 Baseball
 Softball
 Tournament

Volunteer Forms
 2024 Volunteer Application
 2024 Basic Volunteer Application
 Community Hero Award

Waiver Forms
 II(d) Change of Address Waiver
 IV(h) Dedicated Volunteer Waiver
 V(a) 12 year old in Minors Waiver

All Star Forms
How to construct your Tournament Binder

Verification Check List
 Proof of age (birth certificate)*
 *once verified to be removed from binder
 Residency Requirement
 or
 School Enrollment Form
 Tournament Player Verification
 School Participation Affidavit
 Baseball Dress Code Form
 Softball Dress Code Form

Parent Code of Conduct (player)
 Parent Code of Conduct (team)

All items in red must be included in the All Star binder.
 Baseball and Softball Team Affidavits and maps must be completed using the Data Center
 Online: Instructions here
 Online: Video Tutorial

President Letters for TOC and All Star Teams
 TOC/Future Stars Medical Release Acknowledgement
 TOC/Future Stars Manager and Coaches Acknowledgement
 All Star Medical Release Acknowledgement
 All Star Manager and Coaches Acknowledgement

Required Trainings for Managers and Coaches



March 26, 2024, 2:31 pm
Jim Rose

has completed

Sudden Cardiac Arrest Prevention Training for Youth Sports Programs

as mandated by California State Law.

This training should be updated biannually with your CPR/AED certification.
Please file this certificate with your organization's administrator.

Thank you for being a Prevention Champion!



GRANTED TO

Jim Rose

FOR SUCCESSFULLY COMPLETING

The Diamond Leader

DATE COMPLETED

15-May-2023

CERTIFICATE ID

75041975



Concussion Awareness for Players

TOC Concussion Awareness for Players:

Each player and parent must review, sign, and date the **Player Concussion Form** OR a player and parent must sign the individual **Team Concussion Form**

Each manager and coach must sign the **California Concussion Awareness Verification**

Concussion Awareness for Players


CALIFORNIA DISTRICT 4 LITTLE LEAGUE



FORMS

On this page you will find forms used in District 4 as well as forms provided by Little League International. These include waiver forms, insurance forms, and All Star forms.

- HOME
- DISTRICT STAFF
- MEETINGS
- NEWSLETTERS
- D4 UMPIRES
- LL BASEBALL
- TEENAGE BASEBALL
- LL FORMS
- D4 FIELDS
- D4 BOUNDARIES
- TOURNAMENTS



Medical Forms
Accident Claim Form
Accident Claim Form Instructions
General Liability Claim Form
Medical Release Form
Player Concussion Form (English)
Player Concussion Form (Spanish)
Team Concussion Form
California Concussion Verification
Injury Tracker Form
CDC Opioid Factsheet

What Parents should know about Little League Insurance

Required Training
Concussion Training
Abuse Awareness Training
Sudden Cardiac Arrest Training
Diamond Leader Training
All 4 courses are required of All Stars, Future Stars and TOC managers and coaches
Tournament of Champions and Future Stars Forms

TOC Baseball Roster
TOC Softball Roster
Future Stars Roster
TOC Baseball Pitching Record
TOC Softball Pitching Record
Future Stars Pitching Record
TOC Minimum Play Tracker
Parent Code of Conduct (player)
Parent Code of Conduct (team)

All items in green must be included in the TOC or Future Stars binder

2023 Baseball and Softball Tournament Presentations

Baseball TOC
Baseball All Stars
Softball All Stars and TOC
Tournament Director

2023 Baseball and Softball Tournament Publications

Baseball
Softball
Tournament Director

Volunteer Forms
2024 Volunteer Application
2024 Basic Volunteer Application

Community Hero Award

Waiver Forms
II(d) Change of Address Waiver
IV(h) Dedicated Volunteer Waiver
V(a) 12 year old in Minors Waiver

All Star Forms
How to construct your Tournament Binder

Verification Check List
Proof of age (birth certificate)
once verified to be removed from binder
Residency Requirement
or
School Enrollment Form
Tournament Player Verification
School Participation Affidavit
Baseball Dress Code Form
Softball Dress Code Form

Parent Code of Conduct (player)
Parent Code of Conduct (team)

All items in red must be included in the All Star binder.

Baseball and Softball Team Affidavits and maps must be completed using the Data Center

Online: Instructions here
Online: Video Tutorial





President Letters for TOC and All Star Teams

TOC/Future Stars Medical Release Acknowledgement
TOC/Future Stars Manager and Coaches Acknowledgement
All Star Medical Release Acknowledgement
All Star Manager and Coaches Acknowledgement

Team Concussion Awareness Form

If this form is filled out and signed by both parents and players, the individual Player Concussion Form does NOT need to be filled out

Concussion Awareness Verification, for compliance with California Assembly Bill 2007

Athlete Confirmation I learned about concussion and talked with my parent or coach about what to do if I have a concussion or other serious brain injury.	Parent or Guardian Confirmation I have read the CDC's Heads Up Concussion fact sheet for parents with my child and talked about what to do if they have a concussion or other serious brain injury.
Please print name, sign and date below: Player 1:  	Please print name, sign and date below: Parent of Player 1:  
Player 2:	Parent of Player 2:
Player 3:	Parent of Player 3:
Player 4:	Parent of Player 4:
Player 5:	Parent of Player 5:
Player 6:	Parent of Player 6:
Player 7:	Parent of Player 7:
Player 8:	Parent of Player 8:
Player 9:	Parent of Player 9:
Player 10:	Parent of Player 10:
Player 11:	Parent of Player 11:
Player 12:	Parent of Player 12:
Player 13:	Parent of Player 13:
Player 14:	Parent of Player 14:

Individual Player Concussion Awareness Form

Individual player
Concussion
Awareness Form.
Only use if team
form is not
signed by a
player and
parent

Concussion INFORMATION SHEET



This sheet has information to help protect your children or teens from concussion or other serious brain injury. Use this information at your children's or teens' games and practices to learn how to spot a concussion and what to do if a concussion occurs.

What Is a Concussion?


A concussion is a type of traumatic brain injury—or TBI—caused by a bump, blow, or jolt to the head or by a hit to the body that causes the head and brain to move quickly back and forth. This fast movement can cause the brain to bounce around or twist in the skull, creating chemical changes in the brain and sometimes stretching and damaging the brain cells.

How Can I Help Keep My Children or Teens Safe?

Sports are a great way for children and teens to stay healthy and can help them do well in school. To help lower your children's or teens' chances of getting a concussion or other serious brain injury, you should:

- Help create a culture of safety for the team.
 - Work with their coach to teach ways to lower the chances of getting a concussion.
 - Talk with your children or teens about concussion and ask if they have concerns about reporting a concussion. Talk with them about their concerns, emphasize the importance of reporting concussions and taking time to recover from one.
 - Ensure that they follow their coach's rules for safety and the rules of the sport.
 - Tell your children or teens that you expect them to practice good sportsmanship at all times.
- When appropriate for the sport or activity, teach your children or teens that they must wear a helmet to lower the chances of the most serious types of brain or head injury. However, there is no "concussion-proof" helmet. So, even with a helmet, it is important for children and teens to avoid hits to the head.

Talk with your children and teens about concussion. Tell them to report their concussion symptoms to you and their coach right away. Some children and teens think concussions aren't serious, or worry that if they report a concussion they will lose their position on the team or look weak. Be sure to remind them that *it's better to miss one game than the whole season.*

 **Plan ahead.** What do you want your child or teen to know about concussion?

How Can I Spot a Possible Concussion?

Children and teens who show or report one or more of the signs and symptoms listed below—or simply say they just "don't feel right" after a bump, blow, or jolt to the head or body—may have a concussion or other serious brain injury.

Signs Observed by Parents or Coaches

- Appears dazed or stunned
- Forgets an instruction, is confused about an assignment or position, or is unsure of the game, score, or opponent
- Moves clumsily
- Answers questions slowly
- Loses consciousness (even briefly)
- Shows mood, behavior, or personality changes
- Can't recall events *prior to* or *after* a hit or fall

Symptoms Reported by Children and Teens

- Headache or "pressure" in head
- Nausea or vomiting
- Balance problems or dizziness, or double or blurry vision
- Bothered by light or noise
- Feeling sluggish, hazy, foggy, or groggy
- Confusion, or concentration or memory problems
- Just not "feeling right," or "feeling down"



cdc.gov/HEADSUP


CONCUSSIONS AFFECT EACH CHILD AND TEEN DIFFERENTLY.

While most children and teens with a concussion feel better within a couple of weeks, some will have symptoms for months or longer. Talk with your children's or teens' healthcare provider if their concussion symptoms do not go away, or if they get worse after they return to their regular activities.

What Are Some More Serious Danger Signs to Look Out For?

In rare cases, a dangerous collection of blood (hematoma) may form on the brain after a bump, blow, or jolt to the head or body and can squeeze the brain against the skull. Call 9-1-1 or take your child or teen to the emergency department right away if, after a bump, blow, or jolt to the head or body, he or she has one or more of these danger signs:

- One pupil larger than the other
- Drowsiness or inability to wake up
- A headache that gets worse and does not go away
- Slurred speech, weakness, numbness, or decreased coordination
- Repeated vomiting or nausea, convulsions or seizures (shaking or twitching)
- Unusual behavior, increased confusion, restlessness, or agitation
- Loss of consciousness (passed out/knocked out). Even a brief loss of consciousness should be taken seriously

 **Children and teens** who continue to play while having concussion symptoms, or who return to play too soon—while the brain is still healing—have a greater chance of getting another concussion. A repeat concussion that occurs while the brain is still healing from the first injury can be very serious, and can affect a child or teen for a lifetime. It can even be fatal.

What Should I Do if My Child or Teen Has a Possible Concussion?

As a parent, if you think your child or teen may have a concussion, you should:

1. Remove your child or teen from play.
2. Keep your child or teen out of play the day of the injury. Your child or teen should be seen by a healthcare provider and only return to play with permission from a healthcare provider who is experienced in evaluating for concussion.
3. Ask your child's or teen's healthcare provider for written instructions on helping your child or teen return to school. You can give the instructions to your child's or teen's school nurse and teacher(s) and return-to-play instructions to the coach and/or athletic trainer.

Do not try to judge the severity of the injury yourself. Only a healthcare provider should assess a child or teen for a possible concussion. Concussion signs and symptoms often show up soon after the injury. But you may not know how serious the concussion is at first, and some symptoms may not show up for hours or days.

The brain needs time to heal after a concussion. A child's or teen's return to school and sports should be a gradual process that is carefully managed and monitored by a healthcare provider.

To learn more, go to cdc.gov/HEADSUP



Discuss the risks of concussion and other serious brain injuries with your child or teen, and have each person sign below. Detach the section below, and keep this information sheet to use at your children's or teens' games and practices to help protect them from concussion or other serious brain injuries.

I learned about concussion and talked with my parent or coach about what to do if I have a concussion or other serious brain injury.

Athlete's Name Printed: _____ Date: _____

Athlete's Signature: _____

I have read this fact sheet for parents on concussion with my child or teen, and talked about what to do if they have a concussion or other serious brain injury.




Parent or Legal Guardian's Name Printed: _____ Date: _____

Parent or Legal Guardian's Signature: _____

California Concussion Awareness Verification



California Concussion Awareness Verification

 We, the Manager and Coach(es) of the  _____ Little League
 _____ (division of play) International (All-Star) Tournament team, verify that
we are in compliance with California Assembly Bill 2007. The law, titled “Youth Sports
Concussion Protocols”, is effective January 1, 2017 and is found in the California Health
Safety Code under the section referencing “Adolescent Health” (Cal Health and Safety
Code §124235).

Manager
Print Name _____ Signature  _____ Date _____

Coach
Print Name _____ Signature  _____ Date _____

Coach
Print Name _____ Signature  _____ Date _____

?? Questions ??



?? Questions ??

Please Ask Grayson Lawrence in the Chat

What to Do before the Game



Getting Ready for Game Day

What to Do before the Game

Before the Game:

Confirm the game date, time, and field site

Check for cancellation or changes

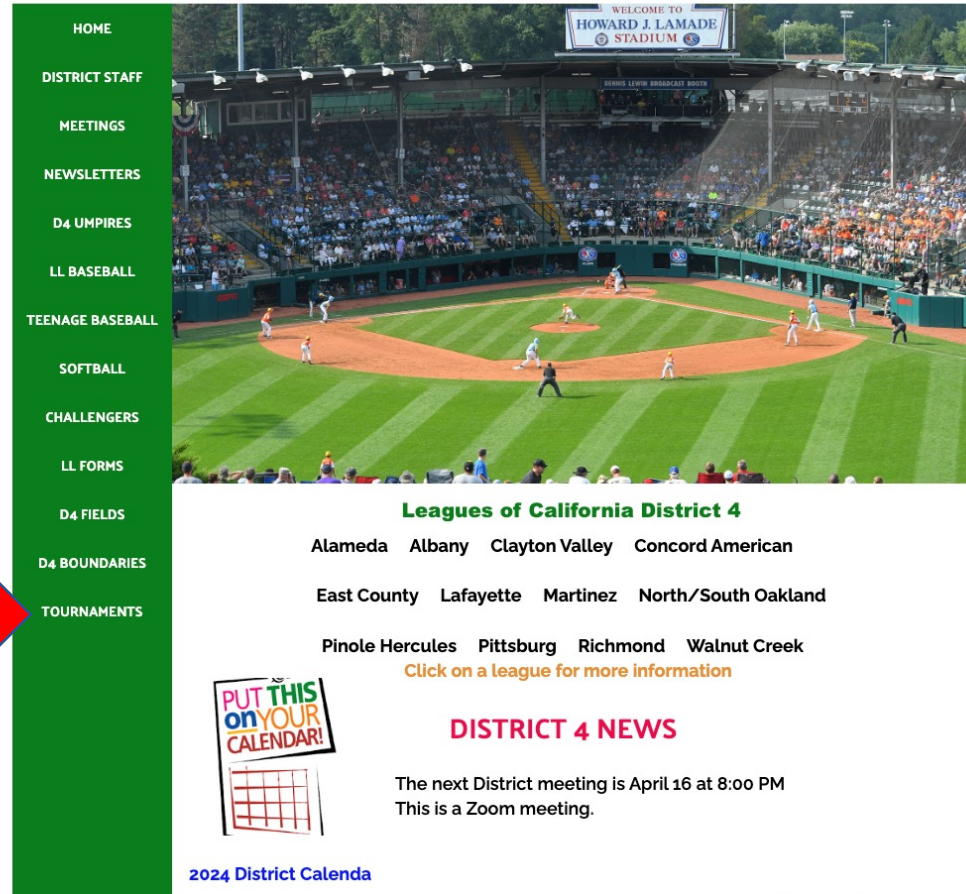
How to check?

Use District 4 Website:

www.californiadistrict4littleleague.org

Check the site often!

CALIFORNIA DISTRICT 4 LITTLE LEAGUE



HOME
DISTRICT STAFF
MEETINGS
NEWSLETTERS
D4 UMPIRES
LL BASEBALL
TEENAGE BASEBALL
SOFTBALL
CHALLENGERS
LL FORMS
D4 FIELDS
D4 BOUNDARIES
TOURNAMENTS

WELCOME TO HOWARD J. LAMADE STADIUM

Leagues of California District 4

Alameda Albany Clayton Valley Concord American

East County Lafayette Martinez North/South Oakland

Pinole Hercules Pittsburg Richmond Walnut Creek

[Click on a league for more information](#)

DISTRICT 4 NEWS

The next District meeting is April 16 at 8:00 PM
This is a Zoom meeting.

[2024 District Calenda](#)

<http://www.californiadistrict4littleleague.org>

CALIFORNIA DISTRICT 4 LITTLE LEAGUE



DISTRICT 4 TOURNAMENTS

- HOME
- DISTRICT STAFF
- MEETINGS
- NEWSLETTERS
- D4 UMPIRES
- LL B
- TEENAGE BASEBALL
- SOFTBALL
- CHALLENGERS
- LL FORMS
- D4 FIELDS
- D4 BOUNDARIES
- TOURNAMENTS

Follow from our local Tournament of Champions all the way to the Little League World Series. All the up to date information can be found here.
We also post daily updates during tournament season on both our Facebook page and our X feed.

2024 Tournament Brackets will be available after 5/28/24



TOURNAMENT OF CHAMPIONS

ALL STAR TOURNAMENT



- 2024
- 2023
- 2022
- 2021
- 2019
- 2018
- 2017
- 2016
- 2015
- 2014
- 2013
- 2012
- 2011
- 2010

- 2024
- 2023
- 2022
- 2021
- 2019
- 2018
- 2017
- 2016
- 2015
- 2014
- 2013
- 2012
- 2011
- 2010

CALIFORNIA DISTRICT 4 LITTLE LEAGUE



TOURNAMENT OF CHAMPIONS 2024



*Schedules for all divisions of District play and results are listed below.
During tournament season this page is updated every evening.
Photos of our winning teams are posted below*

- HOME
- DISTRICT STAFF
- MEETINGS
- NEWSLETTERS
- D4 UMPIRES
- LL BASEBALL
- TEENAGE B →
- SOFTBALL →
- CHALLENGE →
- LL FORMS →

BASEBALL

SOFTBALL

DISTRICT CHAMPION

DISTRICT CHAMPION

AA	Updated 5/28
AAA	Updated 5/28
Major	Updated 5/28
50/70	Updated 5/28
Junior	Updated 5/28

Minor	Updated 5/28
Major	Updated 5/28
Senior	Updated 5/28

TOC Schedules

2024 California District 4, Tournament of Champions

www.lcad4.org



Junior Baseball


Weekday games start at 5:30 PM
Weekend Games start as scheduled
Umpire game number in parenthesis



District 4 Facebook and X

Check for scores and information on District 4's Facebook and X.

CALIFORNIA DISTRICT 4 LITTLE LEAGUE



The screenshot shows the website's navigation menu on the left, including links for Home, District Staff, Meetings, Newsletters, D4 Umpires, LL Baseball, Teenage Baseball, Softball, Challengers, LL Forms, D4 Fields, D4 Boundaries, and Tournaments. The main content area features a large photo of a baseball game in progress. Below the photo, there is a list of leagues: Alameda, Albany, Clayton Valley, Concord American, East County, Lafayette, Martinez, North/South Oakland, Pinole Hercules, Pittsburg, Richmond, and Walnut Creek. A 'DISTRICT 4 NEWS' section announces the next meeting on April 16 at 8:00 PM via Zoom. There are also congratulatory messages for umpires Jim Rose, Candido Anicete, and Don Waddell. At the bottom, there are links for 'Current Bat Rules', 'Current Bat List', '2024 Baseball Age Chart', '2024 Softball Age Chart', and information on residency and birth certificates. A large red arrow points from the bottom of the website to the social media icons.



Inform Parents about Expectations at Site

Before the Game:

Inform parents:

No Dogs

No Alcohol

No Drugs

No Tobacco Products

No Outside Food*

No Coolers*

No Noise Makers (Air Horns, Etc.)

No walkup music from dugout or stands

*Coolers are allowed IN the dugout for players, coaches, and manager, and by parents at facilities without concessions

Streaming the Game

There can be NO camera equipment set up and attached to the fence.

Little League allows streaming of games. HOWEVER:

At least two days before the event, each person who might appear on the stream (managers, coaches, Tournament officials, players, etc.) must be notified and sign a Release and Waiver (parents or guardians sign for children).

The owner of the facility must also be notified prior.

If one person objects, it cannot be streamed.



TOC Dress Code

Why a Dress Code?:

You are representing your league

You are representing your community

You are representing District 4

You are representing Little League

You are setting an example for the players and the spectators

Your example begins with attire and continues, more importantly, with your behavior

CALIFORNIA DISTRICT 4 LITTLE LEAGUE



- HOME
- DISTRICT STAFF
- MEETINGS
- NEWSLETTERS
- D4 UMPIRES
- LL BASEBALL
- TEENAGE BASEBALL
- SOFTBALL
- CHALLENGERS
- LL FORMS
- D4 FIELDS
- D4 BOUNDARIES
- TOURNAMENTS

FORMS

On this page you will find forms used in District 4 as well as forms provided by Little League International. These include waiver forms, insurance forms, and All Star Forms.

- Medical Forms**
- Accident Claim Form
 - Accident Claim Form Instructions
 - General Liability Claim Form
 - Medical Release Form
 - Player Concussion Form (English)
 - Player Concussion Form (Spanish)
 - Team Concussion Form
 - California Concussion Verification
 - Injury Tracker Form
 - CDC Opioid Factsheet

What Parents should know about Little League Insurance

- Required Training**
- Concussion Training*
 - Abuse Awareness Training*
 - Sudden Cardiac Arrest Training*
 - Diamond Leader Training*
- All 4 courses are required of All Stars, Future Stars and TOC managers and coaches

Tournament of Champions and Future Stars Forms

- TOC Baseball Roster
- TOC Softball Roster
- Future Stars Roster
- TOC Baseball Pitching Record
- TOC Softball Pitching Record
- Future Stars Pitching Record
- TOC Minimum Play Tracker
- Parent Code of Conduct (player)
- Parent Code of Conduct (team)

All items in green must be included in the TOC or Future Stars binder

2023 Baseball and Softball Tournament Presentations

- Baseball TOC
- Baseball All Stars
- Softball All Stars and TOC
- Tournament Director

2023 Baseball and Softball Tournament Publications

- Baseball
- Softball
- Tournament Director

- Volunteer Forms**
- 2024 Volunteer Application
 - 2024 Basic Volunteer Application

Community Hero Award

- Waiver Forms**
- II(d) Change of Address Waiver
 - IV(h) Dedicated Volunteer Waiver
 - V(a) 12 year old in Minors Waiver

All Star Forms

How to construct your Tournament Binder

- Verification Check List
- Proof of age (birth certificate)*
- *once verified to be removed from binder
- Residency Requirement
- or
- School Enrollment Form
- Tournament Player Verification
- School Participation Affidavit
- Baseball Dress Code Form
- Softball Dress Code Form

- Parent Code of Conduct (player)
- Parent Code of Conduct (team)

All items in red must be included in the All Star binder.

Baseball and Softball Team Affidavits and maps must be completed using the Data Center

Online: Instructions here
Online: Video Tutorial

President Letters for TOC and All Star Teams

- TOC/Future Stars Medical Release Acknowledgement
- TOC/Future Stars Manager and Coaches Acknowledgement
- All Star Medical Release Acknowledgement
- All Star Manager and Coaches Acknowledgement



Baseball Dress Code

This form is **NOT** required to be signed and it is **NOT** required in the binder



**Northern California
Little League**



TOURNAMENT DRESS CODE

BASEBALL: LITTLE LEAGUE, JUNIOR, SENIOR, AND INTERMEDIATE LEAGUE

The following is the dress code for all managers and coaches during All Star play.

LITTLE LEAGUE

- ◆ Manager and coaches must wear a collared shirt or team jersey tucked into pants.
- ◆ The manager and coaches shirts must be the same style and color.
- ◆ Solid colored Dockers style pants/slacks or hemmed shorts are required.
- ◆ Denim pants/shorts, "basketball" or "cargo" style shorts/pants are NOT allowed.
- ◆ The manager and coaches pants, slacks, shorts must be the same color.
- ◆ Team hats are required to be worn by the manager and coaches.
- ◆ No open toe shoes or sandals will be allowed.
- ◆ Shorts **MUST** be no higher than 2 inches above the knees and no lower than 2 inches below the knees.

INTERMEDIATE/JUNIOR/SENIOR: Managers and coaches *may* wear full uniforms. If not in full uniform, the same dress code for Little League will apply here.

Any manager or coach who does not conform to the dress code will not be allowed on the playing field before or during the game. If no manager or coach is properly attired, the home plate umpire will designate a representative to be allowed on the field for player changes and protests.

I have read the above dress code requirements and will adhere to them fully:

Manager

Coach

Coach

TOC Dress Code:

Acceptable:

Pants: Solid-color Dockers-style pants/slacks or hemmed shorts
Shorts must be maximum 2" below or above knees

Skorts are allowed

Manager's and coaches' slacks/shorts/skorts must be of same color

Shirts: Collared shirt or team jersey tucked into pants.
Coaches' and manager's shirts must match

TOC Dress Code:

Acceptable:

Hats: Team hat required with bill forward

Shoes: Closed-toed shoes

Intermediate and Juniors: If not wearing the above, full uniforms are allowed

TOC Dress Code:

Not Acceptable:

Pants:

Cut-offs, cargo pants/shorts with large baggy pockets, denim shorts/pants

Hats:

Hat to side or backwards

Shoes:

Open-toed shoes or sandals, metal cleats

Consequences for Violating Dress Code:

Manager or coach not conforming to dress code will be **confined to dugout** and not allowed on the field both prior to and during the game

If no adult conforms to dress code, TD will appoint one adult for plate meeting and to perform the normal functions of a manager during the game. There will have NO adult base coaches during the game.

Player Uniforms:

Team uniform and hat for all players

Hats must be worn bill forward

Little League patch, old or new style, properly attached is **required**

Sublimated or silkscreened Little League patches are not allowed

Eye black allowed, but only single line under each eye

TOC Player Dress Code Penalty:

One-to-three players without Little League patches, one adult base coach position eliminated

Four or more players without Little League patches, two adult base coach positions eliminated

Field Arrival and Pre-Game



Arriving at the Field and Pre-Game

Arrival at the Game Site:

Find the Tournament Director and confirm game

Show TD Team binder with all forms

Cannot enter field without Team Roster

Only manager and up to two coaches listed on Roster allowed on field. NO other team adults allowed!

Managers and coaches must have government-issued photo identification (photocopies in binder are okay)

Coin Toss:

All game sites are considered neutral

Prior to entering field, TD will do coin toss with both managers

Team that traveled the farthest will call heads or tails

Winner of toss determines home/visitor

Loser of toss determines dugouts

Only after coin toss and ID verification of identity of coaches will the team and coaches be allowed onto the field

Arrival at the Game Site:

TD will check Player Roster with each player in the dugout

Receive D4 lineup card to fill out

TD will provide baseballs for game

Filling out the Lineup card:

First and last names of players and manager

List ALL eligible players, uniformed, at game site

Include all jersey numbers

Include positions for defensive starting nine by number (e.g. catcher = 2)

Do NOT separate lineup copies

May be shared with official scorekeeper prior to game

Warm Ups:

Only manager and up to two coaches allowed in warm ups and on the field

Coaches may warm up a pitcher in TOC

Warm Ups:

Players with bats, or near bats, MUST wear batting helmets

Catcher warming up pitcher MUST have catcher's helmet with dangling throat guard

Catcher fielding infield/outfield practice near coach with a bat MUST have catcher's helmet and dangling throat guard

Warm Ups:

Home team allowed field for ten minutes, thirty minutes before game time

Visiting team allowed field for ten minutes, twenty minutes before game time

When team is taking warm ups, opposing team may NOT be anywhere on the field

Equipment Inspection during Warm Ups:

Umpires will inspect equipment before each game when team is in dugout for warm-ups

Place ALL bats, batting helmets, and catcher's equipment outside dugout in an orderly fashion

If any of this equipment is in dugout, it **MUST** come out for inspection. No exceptions

What Umpires are Looking for:

Bats:

Defective bats (cracks, dents, bent, etc.)

Illegal bats (sticky substances even if dried, diameter and length, proper logos on non-wood bats)

Maximum diameter of barrel: 2 5/8"

Maximum length:

Major Baseball and below: 33"

Intermediate and Juniors: 34"

Logos:

Major Baseball and below: USABat

Intermediate and Juniors: USABat or BBCOR

What Umpires are Looking for:

Batting Helmets:

NOCSAE logo

Excessive decals/stickers and re-painting

Cracks, missing/torn padding, loose/missing screws

C-flap cheek guards same manufacturer as helmet and no new holes drilled in helmet

What Umpires are Looking for:

Catcher's Helmets:

NO skull caps

NOCSAE logo

Cracks

Missing or torn padding

Screws are in place and secure for faceguard

Dangling throat guard

Catcher's gear:

Damage and missing buckles or straps

Umpires will remove all illegal and damaged equipment and hand it over to the TD to keep during game

What Managers can do to aid inspection:

At a practice before games have begun, have your players lay out their equipment and check it. Tell them not to bring to the game any defective or illegal equipment that you find

Tell your players not to bring any equipment into the dugout that they will not be used during the game

Pre-Game Ceremonies:

Both teams, managers, and coaches will be announced

Volunteer Little League umpires from District 4 will be announced

Little League Pledge

National Anthem or Pledge of Allegiance

Plate Meeting:

Attended only by managers and team captains (optional)

Teams and coaches remain in the dugout

Unseparated lineups, beginning with home team, given to UIC. Control of field now shifts from Tournament Director to umpires

Managers must answer “yes” when asked if players properly equipped (includes bats, helmets, catcher’s gear, jewelry, metal cleats, etc.)

Ground rules explained by Tournament Director or UIC

?? Questions ??



?? Questions ??


Please Ask Grayson Lawrence in the Chat

The Game



Play Ball!!!

CALIFORNIA DISTRICT 4 LITTLE LEAGUE



- HOME
- DISTRICT STAFF
- MEETINGS
- NEWSLETTERS
- D4 UMPIRES
- LL BASEBALL
- TEENAGE BASEBALL
- SOFTBALL
- CHALLENGERS
- LL FORMS
- D4 FIELDS
- D4 BOUNDARIES
- TOURNAMENTS



Leagues of California District 4

- Alameda Albany Clayton Valley Concord American
 - East County Lafayette Martinez North/South Oakland
 - Pinole Hercules Pittsburg Richmond Walnut Creek
- [Click on a league for more information](#)



DISTRICT 4 NEWS

The next District meeting is April 16 at 8:00 PM
This is a Zoom meeting.

CALIFORNIA DISTRICT 4 LITTLE LEAGUE



- HOME
- DISTRICT STAFF
- MEETINGS
- NEWSLETTERS
- D4 UMPIRES
- LL BASEBALL**
- TEENAGE BASEBALL
- SOFTBALL
- CHALLENGERS
- LL FORMS
- D4 FIELDS
- D4 BOUNDARIES

LITTLE LEAGUE BASEBALL



Little League Baseball ADA
Geoff Shiu

The 2024 season organization meeting is scheduled for Tuesday February 13 at 7:00 PM. The meeting will be held at the UC extension office at 2380 Bisso Lane in Conocrd.

2024 Contact Information

2024 Interleague Rules

60' Diamond Rules



CALIFORNIA DISTRICT 4 LITTLE LEAGUE



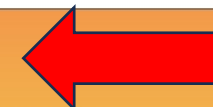
TEENAGE BASEBALL



Little League Teen Age Baseball ADA
Grayson Lawrence
GraysonWL@outlook.com

HOME	
DISTRICT STAFF	
MEETINGS	
NEWSLETTERS	
D4 UMPIRES	
LL BASEBALL	
TEENAGE BASEBALL	Contact Information 50/70 Baseball Junior Baseball
SOFTBALL	
CHALLENGERS	
LL FORMS	
D4 FIELDS	2024 Schedules 50/70 Baseball Junior Baseball Senior Baseball (TBD)
D4 BOUNDARIES	
TOURNAMENTS	2024 Interleague Rules Teenage Baseball Rules 2024 Teenage Baseball PowerPoint Presentation 2024 Teenage Baseball Recorded Rules Clinic

click here



The following rules, UNLESS noted by an exception, apply to all divisions of play

Number of Adult Coaches and Players



Number of Adult Coaches:

May have up to three adults (manager and two coaches)

Number of Players:

A game may begin and/or continue with a team of eight or more players

Mandatory Play:

For the purpose of satisfying the requirements of Mandatory Play, a player must bat once and play six defensive outs

AA and AAA Minors

A five-run inning is the equivalent of three defensive outs.

Intermediate and Junior Baseball

A team with a roster of fifteen or more players, with at least fifteen eligible to play in that game, may have a mandatory play of one at-bat and three defensive outs

Mandatory Play:

For the purpose of satisfying the requirements of Mandatory Play, when appearing offensively for the first time in the game, the player must step in the batter's box with no count, and the player must remain in the game until one of the following occurs:

- He/she is retired as a batter; or

- He/she is retired as a batter-runner; or

- He/she reaches base and scores; or

- After he/she reaches base, the inning or game ends.

Interpretation: When batting for the first time, a player reaching base may not be replaced with a courtesy runner. No improper substitutions are allowed.

Mandatory Play:

If a player does not meet all his/her mandatory due to a shortened game (15-, 10-, or 8-run rule, darkness, etc.), that player must start the next game, complete the mandatory play for the previous game, and then remain in the game until mandatory play in current game is completed. Only then can that player be removed

Defensive Mandatory Play Tracking:

In order to ensure defensive mandatory play, each half-inning the manager shall inform the scorekeeper which players are sitting out defensively that inning

The scorekeeper will mark this on a separate tracking sheet

Once all players have met their defensive mandatory play, it will no longer need to be reported to the scorekeeper

Batting Order and Defensive Substitutions



Batting Order:

Continuous Batting Order

Substitutions:

Defensive substitutions may be made freely

Players still must play six defensive outs (consecutive or non-consecutive) at some point in the game

Ending the Game - Run Rules

Run Rules:

Minors and Majors:

Game ends when team is ahead by:

- 15 runs after 3 innings (2.5 innings if home leading),
- or 10 runs after 4 innings (3.5 innings if home team leading),
- or 8 runs after 5 innings (4.5 innings if home team is leading)

Ending the Game - Run Rules

Run Rules:

Intermediate and Juniors:

Game ends when team is ahead by:

15 runs after 4 innings (3.5 innings if home team leading),
or 10 runs after 5 innings (4.5 innings if home team leading),
or 8 runs after 6 innings (5.5 innings if home team leading)

Ending the Game – Time Limits

Time Limits:

NO time limits

This is different than Regular Season Interleague Rules

Ending the Game – Suspended Games

Ending the Game:

Any game in which a winner cannot be determined shall be resumed at the point of suspension

Regulation games called for darkness, weather, or curfew are complete if a winner can be determined

If a regulation game is ended in an incomplete inning, the score will revert back to the last completed inning, PROVIDED the visiting team scores one or more runs to tie or go ahead AND the home team does not tie the score or take the lead during the incomplete inning

Foot in Box and Third Strike Not Caught

Foot in Batter's Box:

Batter must keep at least one foot partially in the batter's box during the at-bat, unless one of several exceptions in Rule 6.02(c) are met. All penalties will be enforced

Third Strike Not Caught:

Majors and Above

The batter becomes a runner if the third strike is not caught in flight with first base open or two outs.

Courtesy Runner and Special Pinch Runner

Courtesy Runner:

Courtesy runner IS allowed for pitcher or catcher of record when two are out. It must be player who made last out

Remember, a player batting for the first time and reaching base may not be replaced by a courtesy runner

Special Pinch Runner or Pinch Runners:

NOT allowed

Stealing of Signs:

Intermediate and Juniors

The stealing of signs is considered unsportsmanlike behavior. If an umpire suspects the stealing of signs by a manager, coach, or player, that person will be warned. If it happens again, that person shall be ejected

Protests:

Protestable situations:

- Awarding of bases
- Rules interpretations
- MPR violations
- Ineligible pitcher or player

Non-protestable situations:

- Umpire's judgement
- Equipment
- Ejections
- Protest occurs **AFTER** next pitch or play

Protests:

All play stops during a protest, and play only resumes when protest is resolved. Games CANNOT be played under protest

Even if the protest is over an umpire's judgement, the protest MUST be allowed to continue. The UIC does NOT decide what is or is not protestable

TOC Protest Procedure:

Must be made in accordance with rule 4.19

Made before pitch, play, or attempted play

All umpires confer, make ruling. If manager does not agree, may continue protest

Umpire crew chief will report conditions of protest to TD

TOC Protest Procedure (Cont.):

TD will make the decision. TD may use a Protest Committee

TD's decision is final and no further appeals may be made

Play resumes after decision is made

Grounds for Forfeits:

Violation of any one of the following:

- MPR after a completed game

- Substitution

- Pitch count

- Ineligible pitcher

- Illegal player

Forfeits: Umpires / TD may NOT forfeit games – **only Ted Boet may forfeit a TOC game**

The following TOC pitching rules are the same as regular season rule book rules:

Maximum number of pitches in a day

Days of rest required

Catcher-to-pitcher, pitcher-to-catcher, and catcher-to-pitcher-to-catcher limitations

Pitching thresholds

Consecutive days pitching

Re-entry of Pitchers

Points of Emphasis during the Game



Points of Emphasis

Managers and Coaches – During the Game



Adult **MUST** be in dugout at all times there are players in the dugout

Coaches may warm up a pitcher

Coaches and managers must be inside the dugout (no standing or sitting on buckets outside the dugout) during play

Coaches must remain at the dugout between innings and may only take base coaching positions after catcher throws down after final pitch of warm ups

Tell umpire if a player leaves dugout for the bathroom

Managers and Coaches – During the Game



If field has gates on dugouts, they must remain closed during play

Managers, coaches, and players shall not converse with fans or parents

Parents, fans, extra coaches, or scorekeepers outside of dugout may not relay information or talk with managers, coaches, or players

Umpires are instructed to only relay lineup changes to the official scorekeeper and the managers; NOT to other scorekeepers

Managers and Coaches – During the Game



If fans are bothering the dugout, tell the TD or an umpire. The TD will deal with the situation

The TD, not umpires or coaches, are responsible for spectator behavior

All pitching and catching changes **MUST** be made to umpire as early as possible at the beginning of half-inning

Umpires are instructed to try to keep the time between half-innings to one minute. Have someone warm up pitcher if catcher putting on equipment

Announce all courtesy runners to umpire with numbers

Cell Phones:

No cell phones or electronic devices are allowed on the field, even for scorekeeping purposes

Scorekeeping applications on phones or tablets are allowed in the dugout, if coach in dugout is the one keeping score, not an outside scorekeeper keeping the application

No manager, coach, or player may use a phone to communicate.

EXCEPTION: first responder related to work

Penalty: Ejection from game

Questions about Calls:

Anytime there is a question about a call, **ONLY** the manager will talk with the umpires. The manager is the point of contact for the team

Call time, make sure time is granted, and go to umpire who made the call

NO shouting or beginning conversation until reaching the umpire

Manager can ask for help, but it is up to calling umpire to seek help or not

Questions about Judgement Calls:

Rule 9.02(a):

Any umpire's decision which involves judgement, such as, but not limited to, whether a batted ball is fair or foul, whether a pitch is a strike or a ball, or whether a runner is safe or out, is final. No player, manager, coach, or substitute shall object to any such judgement

Objecting includes both verbal and physical demonstrations

Decorum and Sportsmanship:

TOC is a tournament in which sportsmanship and proper Little League behavior is emphasized for everyone, including managers, coaches, players, umpires, and all tournament officials

Managers and coaches ejected from a game must leave sight and sound. Permanent removal from the tournament follows

Manager/coach ejected for the 2nd time in any D4 special games may not participate in future D4 special games

Decorum and Sportsmanship:

Players ejected may remain on the team bench, or be released to a parent or the tournament director

Players ejected will serve a minimum, one-game suspension (additional penalties may be imposed by player's league)

After the Game



After the Game

After the Game:

Pick up the Team Binder from Tournament Director!!!

Review the Pitching Record for accuracy

TD will require you to initial it by TD's signature

Cannot be revised after leaving facility

Clean out dugout and leave the field professionally

If you are continuing in the tournament, check the District 4 Website for your next game

Report Scores and Game Information:

Both managers immediately report scores to:

Text: (510) 373-4030

What to report:

Division, Teams (League), innings, and score

Ejections or protests

Assume you are the only one reporting this information

TOC Awards:

The TOC winner will receive a pennant

Final two teams will receive awards

Participation pins handed out by local leagues to their participants

Winning team send (ASAP) to Ted Boet an after-the-game team picture to be placed on the District 4 website and Facebook



Review

Check **Game Schedule** often

Bring **Team Binder** to each game

Bring **Government-Issued Photo Identification (or copy in binder)** to each game

Check in with Tournament Director when arriving at game site

Make sure to conform to **Dress Code**

Each TOC Team Binder will contain the following **REQUIRED** documents:

- 1) Team Roster** with Manager and Coach names and signed by League President
- 2) Pitching Record** to be filled out and signed and initialed after each game
- 3) President's Affirmation Page**, signed by the League president
- 4) President's Affirmation Page Medical Release**, signed by the League president
- 5) Parent Code of Conduct**, signed by parent/guardian, for each player

HIGHLY RECOMMENDED, but NOT required

- 1) Parent-signed (**blue ink**) **Medical Release Form** for each player

HIGHLY RECOMMENDED, but NOT required

- 2) Photocopy of **Valid Government-Issued Identification** for manager and coaches in binder.

This OR Valid government-issued Identification on person will be required. One or the other is required to be able to enter the field

?? Questions ??



?? Questions ??

Please Ask Grayson Lawrence in the Chat

California District 4 Thanks You!



Congratulations for making it to the Tournament of Champions!

**Thank you for all the hard work you put into making Little League
the great program it is!**

**Thank you for your sacrifices and all the time you devote to our
youth!**

Have a great Tournament of Champions!

California District 4 Tournament of Champions



Have Fun and be a Leader and Role Model for your players
Win with Dignity and Lose with Class