



ROCK-N-ROSE



NEWSLETTER OF THE EAST TEXAS GEM & MINERAL SOCIETY

PAGE 1

VOLUME 40

TYLER, TEXAS

ISSUE 6

JUNE 2014

Coming Shows, 2014

July 9-13
Tulsa, OK
AFMS/RMFMS Convention and Show
Hilton Garden Inn & Tulsa Fairgrounds

JUL 26 – 27
Farmers Branch, TX
Lockheed-Martin Stone Steppers
Brookhaven College

August 9-10
Baton Rouge, LA
SCFMS Convention & Show
Baton Rouge G&MS
Marriot Hotel, Hilton Ave.

August 23-24
Jasper, TX
Pine Country G&MS
Events Center

September 27-28
Dallas, TX
Dallas G&MS
Restio Expo Ctr., Mesquite, TX

October 17-19
Austin, TX
Austin G&MS
Palmer Events Ctr.

INSIDE THIS ISSUE

2. June Meeting Minutes
3. Member Happenings
4. June Birthstones
5. Eye of a Trilobite
6. Editor's Note/AFMS News
7. Bench Tips
8. Officers and Directions

PRESIDENT'S MESSAGE

Looks like I've come down with a case of Rock Fever, and I'm not going to say that is a bad thing. We are going up to the Northwest for a few weeks or so. We're hoping to get away early enough to join some of our other members in Colorado for a few days of digging. Then head up the Oregon, Washington, Idaho, and Montana, of course we never set our plans in concrete, so I'll know where the road lead me when I get back. Might even be a great rockhounding trip program that comes out of it.

Terry Roberts gave an excellent program at our June meeting on his recent rock hunting trip in West Texas near Alpine. It was very informative and he brought a lot of material (slabs, rough, & specimen) from the stuff he collected for members to go through and take home. The program for the July meeting will be Show-N-Tell. Bring something club related with you to the next meeting and show it off to the rest of us. Rocks, fossils, specimens, jewelry, etc.

Everybody that showed up for the May Petrified Wood fieldtrip found plenty of petrified wood. We all had a good time.

The Discovery Science Place has asked if one or two of us could be a guest speaker at the Summer Camp they put on every year. This summer (the week of August 4-8th) they will have a camp called "Predators" that will feature such creatures as sharks, tigers, and eagles from the present day as well as ancient creatures such as dinosaurs- T-Rex, Velociraptors, Allosaurus, ancient sharks, etc... They would love to have one or two of our members present to the kids like last summer- particularly fossils of ancient animals, teeth, etc. The presentations would be relatively short (30-40 minutes), and of course, hands-on activities or things to see/touch work best with these age groups. This summer they will have the students divided into two groups based on grade (K-3rd and 4-6th). We are very grateful to the Discovery Science Place to allow us to hold our monthly meeting in their building, and we always try to help out with their programs. I know we have members that are knowledgeable in fossils and would be able to present a program. I would like some of you that can help in this activity to step up and volunteer. I know getting volunteers sometimes like pulling teeth, but they can use our help. They understand that we have busy schedules, and will work the programs around our schedule.

Kinney Polve



JUNE MEETING MINUTES

The East Texas Gem & Mineral Society met June 2, 2014, at the Discovery Science Center in Tyler. President Kinney Polve called the meeting to order at 6:45 p.m. and introduced new members. Penny Hawkins made a motion to approve the minutes as printed in the May newsletter, Euva Scott 2nd and motion passed.

Bill Faulkner gave the treasurer's report and Terry Roberts gave an update on the lapidary group's May meeting. 10 members were present and Elsa gave a demo on quick wire wrapping of rock pieces. Next meeting of the lapidary group will be June 14 and Terry reminded everyone that the mineral & fossil group still needed a leader.

Randy Harmon reported that approximately 9 people attended the field trip May 24 to the Polve's to look for petrified wood and the field trip to Waco is set for June 7 to visit the mammoth site and the Mayborn Museum on Baylor campus.

The July club meeting will be show and tell and everyone is encouraged to bring one of their favorite items to show and talk about. Members were also asked to consider contributing items, especially lapidary, to a display case that Randy is setting up at the Lindale library.

There was no old business and the first item of new business was the class on predators being offered to the public by Discovery Science Center on Aug 4 - 8 at which they need one of our club members to help out, preferably a fossil person. Anyone interested in helping out should contact Kinney.

The American Federation meeting will be in Tulsa July 9-13. The South Central Federation meeting will be in Baton Rouge August 9-10. Kinney explained about the federation organization and the club's involvement, including scholarships given away.

Jack Shull announced the passing of Cephas Hall, owner of the Broken Bow Rock Shop in Broken Bow, Oklahoma who was a good friend to the ETGMS. He donated quartz samples to our Wheel of Fortune for several years and was well-known and respected in the rockhound world. The passing of Chuck Finsley, long-time curator of the Dallas Museum of Natural History and author of A Field Guide to the Fossils of Texas, was also announced. Mr. Finsley is responsible for unearthing many fossil and dinosaur specimens currently on display at the Ross Perot Museum in Dallas.

There was a motion by Colleen Hayes, 2nd by Mike Howe, to adjourn the business portion. This passed and after door prizes were announced and a break for refreshments, Terry Roberts gave a presentation on some of our club members' recent visit to West Texas for agate. There were interesting photos of the terrain and collecting sites as well as some of the samples picked up. Beautiful free samples were gladly chosen by those present and several members expressed an interest in taking a trip out there in cooler weather.

The meeting was over at 8:45 p.m.

Respectfully submitted by Becky Whisenant



MEMBER HAPPENINGS...

At right:

There were 10 members attending the May 24 fieldtrip at Kinney and Vicky's to collect petrified wood. There was a lot of petrified wood found, and a few pieces were fairly large.



With instruction from Kinney Polve, pictured at left is Colleen Hayes first 'Gem Tree'. Great job!!

Below: Jack Shull made a large donation of material to the club. Thanks Jack!





PEARL, ALEXANDRITE AND MOONSTONE-JUNE BIRTHSTONES

Don Shurtz, Pleasant Oaks Gem and Mineral Club of Dallas

Not one, not two, but three recognized birthstones for June. Now that is way too many to write about, but here goes.



Pearls are one of the few semi-precious gemstones that are not a mineral. Pearl is of organic origin, thus not a mineral. A natural (wild) pearl is formed by successive thin layers of nacre. The pearl starts as an irritant (sand, shell, organic matter, etc.) that gets trapped in the folds of the oyster or other mollusk. The nacre is secreted to coat the irritant. Nacre is composed primarily of calcium carbonate in the mineral form aragonite which is cemented together with a horn-like substance conchiolin. The successive, thin layers of nacre are what give the pearl its translucent quality. Nacre is also the substance which lines the shells in mother of pearl. A cultured pearl starts as a small round (or oblong) object placed in the folds of the oyster. The oyster treats this object in the same manner as a natural irritant; it secretes nacre to coat the object. Once the coating is completed, the pearl is harvested. When

we think of pearls most will think of Japan. Japan is still the largest processing center for pearls, but the majority of the cultured pearls come from China and Australia.

Alexandrite is a variety of chrysoberyl with exhibits color change depending on lighting conditions. The favored alexandrite is one which is red in daylight conditions and red when illuminated by an incandescent light. Less favored varieties of alexandrite are yellow to pink in daylight and red with an incandescent light. The least favored variety of alexandrite will be yellow in daylight and turn brown with an incandescent light. Alexandrite may have been first identified by a Finnish mineralogist, Nils Gustaf Nordenskiöld, and named for the Russian Tsar Alexander II. It was so named as the royal colors of the Tsar are green and red. The first deposits were from the Ural Mountains in Russia, but other sources have been found in other locations including India, Madagascar, Tanzania, Sri Lanka, Zimbabwe, and Brazil. As with many gemstones, synthetic Alexandrite is made in labs. However, and more often, synthetic corundum treated to change colors, or color changing spinel is used to simulate the real alexandrite.



Moonstone is a variety of feldspar, or more properly, the combination of two forms of feldspar – orthoclase and albite. The minerals are intermixed as the stone forms, but as it cools, the orthoclase and albite separate into alternating thin stacks of orthoclase and albite. The iridescence observed in moonstone is light reflecting back from the alternating layers, a phenomenon known as adularescence. To some, it is the shimmering white light from the stone which reminds them of the moon, thus the name moonstone. Ancient civilizations used moonstone for jewelry. The Romans believed the stone was formed from solidified moon rays. Both the Romans and the Greeks associated the stone with their lunar deities. Sri Lanka and India are the major producers of moonstone, but it also has been found in the United States, Brazil, and Australia

Continued on page 5



June Birthstones continued:

Ref:

- Wikipedia, <http://en.wikipedia.org/wiki/>
- American Gem Trade Association (AGTA), <http://www.agta.org/gemstones/variation-alexandrite.html>
- About dot com, <http://fengshui.about.com/od/Crystals/f/What-Is-Moonstone.htm>

Pictures:

- Pearls: Wikimedia, <http://commons.wikimedia.org/wiki>, photograph by "tanakawho"-<http://www.flickr.com/photos/28481088@N00/160781390/>, Free Content License.
- Alexandrite: Wikimedia, <http://commons.wikimedia.org/wiki>, Photograph by David Weinberg for Alexandrite.net and released to the public domain
- Moonstone: Wikimedia, <http://commons.wikimedia.org/wiki>, photograph by Wouten Hagens and released to the public Domain

Via: Chips And Chatter, June 2014; via Huntin' & Diggin' 6/14.



THE REMARKABLE EYE OF A TRILOBITE

The eyes of trilobites, small extinct arthropods of the Paleozoic Era, have been found to possess sophisticated, glass-like lenses capable of producing clear images over a wide depth of field.


The lenses owe their remarkable properties to their impregnation with the mineral calcite, specifically calcite with its crystal structure arranged as precisely as to produce the optical properties of glass, says Kenneth M. Towe of the paleobiology department of the Smithsonian Institution.

The crystal orientation is so accurate and consistent from specimen to specimen that it must have been due to a process of biomineralization. The "calcite lenses", says Towe, "must have been present during the life of the animal".

To study the optics of the lenses, Towe embedded specimens in clear epoxy, face down on glass slides and looked at objects through the eyes with a microscope. The result was inverted images that stayed in focus from a few millimeters

A few living arthropods have calcified lenses in their eyes, but their poor crystal orientation would produce double

Sources: Natural Science, via Deming Rock Chips, via PICK AND PACK 10/86, reprinted from The Glacial Drifter Sep 1988, via The Glacial Drifter Apr 2014; via Stoney Statements 5/14





NOTE FROM THE EDITOR

Those of you who attended the last monthly meeting had the chance to pick up some great specimens from the recent West Texas field trip thanks to Terry Roberts and Kinney and Vicky Polve. Thank you all for your generosity!



A little birdie told me that three of the newsletter items we've submitted to the SCFMS 2014 Authors and Editors Contest have placed in the top five in the AFMS contest. That also means that at least those three have placed in the top three in the SCFMS contest, we won't know until August how we did.

Sometimes members lose their enthusiasm for the club, whether it's because they feel they can't take part in field trips, attend meetings, have too many responsibilities, etc. This can be a normal happenstance with any interest. We have had a lot going on in the club, from field trips, group meetings and classes. Keep your eye out for something that might spark your interest or put in a word to any of the officers about something you might be curious about. Apathy does not have to take over, and with generous gifts from other members, and the opportunity to contribute to the newsletter from home even in your underwear, you too can take part.

Susan Burch



AFMS ENDOWMENT FUND DRAWING FOR 2014

Drawing to be held during the AFMS Convention and Show July 12, 2014 Tulsa, Oklahoma

Interest from AFMS Endowment Fund investments is used to support numerous programs that benefit our affiliated member clubs. In the past several years, interest money has:

- Purchased badges for the juniors program which are given at no charge to clubs with organized junior activities programs.
- Digitized the old AFMS slide programs that have been distributed at no charge to the regional federations.
- Purchased new commercially produced programs for the regional federation libraries.
- Supported the Judges Training Program.

Many door prizes have been collected.

Such as: A page of mineral stamps, estimated value of this page is \$40 (MWF). Float Copper Specimen-estimated value: \$65(MWF), A Mosasaur Tooth from Khouribga, estimated value of \$50. (MWF) and many, many more. Tickets are \$5.00 each or 5 for \$20.00. The deadline for entry is soon.

ANNUAL MEETING:

The Federation's next annual meeting will be held on August 09, 2014.

ANNUAL SILENT AUCTION:

The annual silent auction will be held during the SCF Show and Convention, August 09-10, 2014. Donations are greatly welcomed and needed. Rocks, fossils, minerals, jewelry and hobby related items are among the items needed. Bring or send these items to the show. Proceeds from the silent auction go into the South Central Federation Endowment Fund.



BENCH TIPS BY BRAD SMITH



SAWING SMALL TUBING

When making a hinged bracelet, I needed to cut 16 pieces of small diameter silver tubing. These were to be just approximate lengths and trimmed to final size after soldering. Not having a tube cutter, I had trouble holding the tubing on the bench pin while trying to saw through it.

So here's what I did. I drilled a hole in the side of the bench pin just large enough for the tubing to slide into and almost as deep as the length of cut tubing I wanted. Sawing became quick and easy. With my free hand, I inserted the tubing and held it from rotating while sawing off each length.

SECRET INGREDIENT

Those of us who use paste solders sometimes find an old tube has dried out. There should be some way to recondition it, but what to use? Calling tech support at the suppliers didn't work for me. Either they don't know what the ingredient is or won't tell you the secret.

None of us likes to waste an expensive material, especially at \$16 - 20 a tube, so I've often experimented with ways to rejuvenate it. Mixing in a liquid flux doesn't work. When the liquid starts to boil off, it spatters the solder in all directions.

But after several failed experiments I finally found a way that does work. My secret ingredient is Vaseline petroleum jelly. Mix in just enough to restore the consistency to something that's usable. If you use too much, the lump of solder will flow over a wide area as soon as the torch starts heating it.

If your solder is in a syringe, it can be a little difficult to get the plunger out. I find the easiest way is to poke a hole through the solder from the tip to the rubber plunger (a bur shaft was the right size for my tube). The hole allows air to enter between the solder and the plunger, allowing the plunger to be slowly withdrawn. Once the solder is out of tube, you can easily add the Vaseline, mix it up, and spoon it back into the syringe.



Please use the following attribution with each publication:

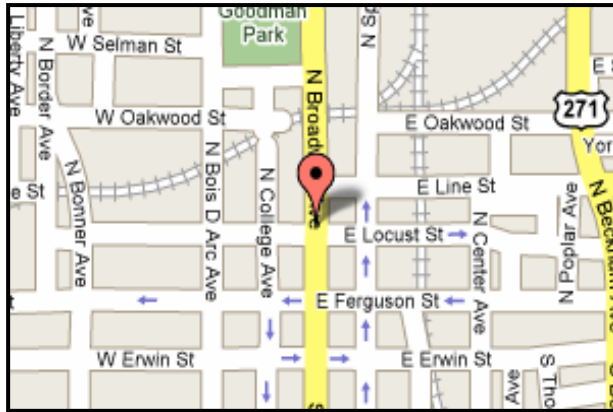
Get all 101 of Brad's bench tips in "Bench Tips for Jewelry Making" on Amazon

Note: If you distribute your newsletter electronically, I'd appreciate the above title of the book to be a live link to <http://amazon.com/dp/0988285800/>



CLUB OFFICERS

PRESIDENT:	Kinney Polve 8665 CR 373 D Henderson, TX 75654	903-646-3189
VICE PRESIDENT	Terry Roberts 12243 Cross Fence Trail Tyler, TX 75706	903-881-5108
TREASURER:	Bill Faulkner 309 Princes St. Whitehouse, TX 75791	903-539-0439
SECRETARY:	Carolyn Davis 110 VZCR 2518 Canton, TX 75103	903-848-1312
FIELD TRIP CHAIRMAN:	Randy Harmon 13621 Shannon Lindale, TX 75771	903-539-0975
SHOW CHAIRMAN:	Keith Harmon 9116 US HWY 84 W Rusk, TX 75785	903-795-3860
CLUB ADDRESS FOR MEMBERSHIP DUES:	East Texas Gem & Mineral Society P. O. BOX 132532 Tyler, TX 75713-2532	



THE EAST TEXAS GEM AND MINERAL SOCIETY MEETS ON THE FIRST MONDAY OF EACH MONTH, UNLESS THAT DAY IS A HOLIDAY, THEN THE MEETING IS MOVED TO THE SECOND MONDAY. WE MEET AT THE DISCOVERY SCIENCE PLACE, 308 NORTH BROADWAY, JUST NORTH OF DOWNTOWN TYLER, TEXAS. MEETINGS BEGIN AT 6:45 P.M.

NOTE TO EDITORS


Feel free to use contents and graphics for non-profit newsletters. Give credit when and where due.

Purpose of the East Texas Gem & Mineral Society

Is to promote the study of geology, mineralogy, fossils and the lapidary arts. The public is always invited to attend all club meetings.

Annual dues are \$10.00 for adults and \$2.50 for juniors.

Please send any info or articles to be included in the newsletter to the Editor by the 15th of the month. Please, keep your address, phone and email information up-to-date, so that we can get the newsletter to you in a timely manner. Out-of-date information costs the club time and money in returned newsletters. If you need an issue dealt with quickly, don't hesitate to call, as this is the best way to reach me. Thank you... SB



EDITOR: Susan Burch
20427 US. Hwy 69 S.
Alto, TX 75925

E-Mail: rockroseeditor@hotmail.com
Phone: 936-615-5397