

Est. 1979

Harrison County Gem & Mineral Society, Inc.



Gulfport Gems

Volume 46 April 2025 Number 4



Member of the Southeast Federation of Mineralogical Society

P.O. Box 10136
Gulfport, Ms. 39505



www.facebook.com/gulfportgems
Website: www.gulfportgems.org

A message from the President...

Dear Members,

Thank you for a great meeting last month! The Show committee chaired by Beverly met prior to the project event and we got quite a bit done. We're only a month out from our big show and we need all hands-on deck to make it a huge success. So please pitch in and support the show in some way, shape or form. Drop Beverly a line to find out where she needs the most help! Last month Nicole did a great workshop on Kumihimo Bracelets and the April Workshop is going to be Wire Earrings by Sue so bring your flat nose, round nose and chain nose pliers and let's get our earrings on! There will be kits available for \$8 and drop sue a line to make sure she has enough for everyone.

19 April is right around the corner! Hope to see everyone there! Bring a friend!

Sincerely,

President Peter M.



Notes from the editor . . .

Meeting: April 19, 2025 at 9am
Herbert Wilson Recreational Center
Potluck lunch . . . Bring a dish

Door Prizes: Please bring a door prize to donate. See Cindy Braden

Gems of the Month:

April - Diamond

Show & Tell: Anything you have to share with the club, Please bring.

Workshops:

Sue W. Wire Earrings

Program: N/A

New Member: Welcome Michael S,

2025 Workshop Instructors needed

Please Contact Workshop Chairman,
Shirley at **228-594-9673**

Msrobinson2u@icloud.com

Show Chairman: Beverly B.

Email: gulfportgems.show@gmail.com

SIGN UP SHEETS FOR THE SHOW WILL BE AVAILABE TOMORROW.

Mark you calendar May 17th & 18th. Please volunteer as this is our ONLY fundraiser for the club which not only pays to operate the club yearly but to give scholarships too.



March 22, 2025

Called to Order Time: 12:55 p.m. by President Peter M.

Members in attendance: 17 Members - Peter M.; Sheryl R.; Beverly B.; Lisa F.; Kyleigh F.; Sharon G.; Nicole G.; Judi M.; Violet F.; Laura T.; Michael S.; Niccola H.; Cynthia B.; Lynn T.; Leslie J.; Buddy S.; Reba S.

Meeting: Peter asked if everyone had read the February minutes. *There was one correction:* Laura T. noted that the February minutes related that three people cabbed, but no one cabbed, and Buddy worked on faceting. Motion was made to accept by Laura and seconded by Cindy. Motion Carried.

*Discussion was had regarding a Club binder for projects that have been demonstrated and/or completed by members so none of the projects will be forgotten or lost. Leslie said she would add a link to the Facebook page for people to check out. It would be helpful to have a supply list and directions and encouraged everyone to participate in getting projects into the binder.

Treasurer's Report: Report given by Nicole G.

Reported that \$XXX had been received from vendors for the show. \$XXX had been spent on pantry items, \$XXX for tablecloths for the show and \$XXX for postage for post cards which brings the balance to \$XXX.

*Nicole proposed that a separate checking account be set up specifically for the Show. Laura T. made a motion that a separate checking account be set up specifically for the Show. Lisa F. seconded the motion and after a vote, motion carried. Nicole will check to see if we can get a free checking account from the bank.

*\$XXX was deposited from last month into the equipment fund making the equipment fund balance \$XXX.

*Nicole further reported that the CD was unchanged, and the balance was \$XXX. Lisa F. will get the Minutes on letterhead to take the bank to get Peter M.'s name on the checking account(s).

*Lastly, an audit will be performed at next month's meeting.

Show & Tell: Sheryl R. brought in some agates with some great banding from Lake Superior for everyone to see along with some other miscellaneous items which turned out to be mostly mica with tourmaline inclusions.

Gem of the month: aquamarine and Bloodstone.

Program: None

COMMITTEE REPORTS:

Workshops: Report given by members (Shirley not present)

Sue will demonstrate some earrings next month and will have kits available for \$8.00. Shirley will make a spiral rope, but it's not scheduled yet. Beverly discussed having a Club binder for projects that have been demonstrated and/or completed by members so none of the projects will be forgotten or lost. Leslie said she would add a link to the web page for people to check out. It would be helpful to have a supply list and directions and encouraged everyone to participate in getting projects into the binder. Beverly also recommended that the projects made in the last 12 months from June 2024 until April 2025 be brought in so they can be on display at the show and labeled, "this is items made at our monthly workshops". Laura suggested that we put a sign saying, "items not for sale". Either on the display boxes or a sign somewhere.

Newsletter: Report given by Lisa

Nothing to report. Lynn T. mentioned there is an organization that will highlight newsletters and we can make a recommendation for Lisa to be applauded for the newsletter. It is called S.C.R.I.B.E. Lisa will check her membership to see if it is current.

Facebook: Report given by Laura

Please Like and Share on Facebook so we can get the word out about our show in May. Right now, our page has 1,854 followers!!! If you are a member of any groups (i.e., "Residents of Gulfport", etc., etc., please share information with those groups as well about our show.

Webmaster: Report given by Leslie J. No report.

Librarian: Sue W. Not Present . . . No report.



Equipment: Report given by Cindy B.

Nothing to report. Peter said, I found some smaller aluminum templates (stencils) but not the larger ones that are missing. We need to see about getting those replaced. Nicole asked if anyone needed to pay for using equipment today. Just Peter used the equipment.

Sunshine: Report given by Sheryl R.

Reported that she has some cards but apologized for not sending any out in January or February. Lynn Tate and her husband just celebrated their 56th wedding anniversary on March 15th!

Show: Report given by Beverly B.

There was a discussion on the use of a U-Haul to move items to/from the show since some are large, and people won't have to go back and forth to storage or the recreation center for items. Lisa F. gave a rough estimate from the U-Haul Co. of \$79.80/day plus \$.79/mi. for a 9' cargo van.

*Beverly has sign-up sheets that Lisa gave her for the show and she will pass them out at the next meeting.

*Beverly told Sheryl not to show up until 1pm on Thursday for setup. Leslie (setup chairman) will have a floor plan and will direct where to setup the tables and chairs. Clay will mark off booth spots with tape on Thursday morning and on Friday morning will lay the electrical down. Leslie will ask her brother-in-law again to help.

*Nicole will be bringing signs in next month and looking for volunteers.

*It was also discussed about having a big raffle item at the show this year. Allen spoke with Brewer's Alley last year about buying something from them, but we would prefer a donated item. Raffling a \$100 Wal-Mart gift certificate was tried before, but the club lost money. A high money item (large amethyst or something like that) was discussed.

*Lisa sent out golden ticket and show flyers to Peter, Beverly, Laura and Leslie.

Old Business: No old business.

New Business: We welcomed a new member today, Michael S.

Peter M. let everyone know that he requested and received approval for our club's availability for the next year be extended for use of the recreation center the third Saturday of every month.

Split the Pot: Beverly won Split the Pot and won \$XXX.

Door Prizes: There were some wonderful door prizes today. If you have any door prizes to donate, please get with Cindy B.

Adjournment: Peter M. made a motion to adjourn. Beverly seconded 12:55 p.m.

Please volunteer to help at the show in May as workers are still needed in various areas.



NAME TAGS:

If you don't have a name tag, please contact Nicole to order one as everyone needs one especially for the show in May. So people know who you are and that you are a club member. All name tags must be PAID IN ADVANCE before ordering.

"The Golden Ticket"



Give the
Golden Ticket
to a friend!



Volunteers Needed! This is our one big fundraiser of the year and we need members to volunteer to help with the show. Sign-up sheets will be available for the show at the April meeting. You can help support your society which provides free workshops for our members and their guest along with scholarships that are awarded yearly from the profits of the annual show.



So now is the time for all members to participate and help raise money for the society and keep it strong. If you cannot make it to the April meeting, you can still volunteer by contacting our Show Chairman, Beverly B. by phone **205-296-3779** or email **bbaker30518@gmail.com**. Your help is greatly appreciated and we are always thankful for the support that the members give of their time to the society. Please help make this show as successful as last year.



Harrison County

PRESENTS

45nd Annual Gem & Jewelry Show

May 17 & 18, 2025

Saturday

9–5pm

Adults - \$6.00 / Kids age 10 & under - Free

**** Door Prizes Hourly ****

Sunday

9–4pm



Joppa Shrine Temple

13280 Shriners Blvd. Biloxi, Ms.
North of I-10 / Woolmarket Exit # 41



Jewelry * Rocks * Gems * Beads * Fossils * Minerals

Displays



Bring Flyer for \$1.00 Off

Exhibits

Kids Corner

**Stump
the
Expert!**

Demonstrations

Gem & Mineral Society



Facebook: facebook.com/gulfportgems/

Website: gulfportgems.org

Email: gulfportgems.show@gmail.com

March 22, 2025 Workshops

Nicole G. taught Kumihimo Bracelet



Bracelet made by Beverly B.



Nicola, Judi M. with our new member Michael.



Laura T. and Lynn T.



Newest member: Michael S. Joined in March. Pictured with Cindy B., Equipment Chairmen



Secretary Sheryl brought tubs of bracelets. Violet F. (our youngest junior member) and her sister Kyleigh F. check out the many bracelets made by Sheryl R. with President Peter M.



Kyleigh F. examines the wonderful door prizes.



President Peter M. Took time to cab



Secretary Sheryl R. and President Peter M. check out a specimen.

WORKSHOPS

Workshop Chairman:
msrobinson2u@icloud.com

April 19, 2025



Shirley Robinson
228-594-9673

Wired Earrings

By Sue W.

Kits available: \$



Material List:

20" Round sterling silver gold filled or copper wire DS

2 jump rings 3.5 mm

*Purchase or make ear wires. There is enough wire in the materials list to make ear wires.

*Bring bench block and hammer if you have them, there will be a few to share for those who don't.

Tools:

Flat Nose Pliers
Round Nose Pliers
Chain Nose Pliers

*Volunteers are needed for 2025
Workshops
Show & Tell
Programs*

*Please consider volunteering!
A program can be
anywhere from 15 to 30 minutes.
Demonstrate how to do something.*

Contact Shirley to schedule

Please continue to check our website
and Facebook pages for updates.

Workshops are posted on both.

www.gulfportgems.org

www.facebook.com/gulfportgems

Cabbing Workshops - Equipment Chairman Cindy Braden - 228-243-2665

If you are interested in cabbing we have instructors available to teach you.

Time may be limited if other members are waiting to use the machines.

- ♦ \$3.00 per Day for equipment usage
- ♦ Must be a member (waiver on file)
- ♦ Guest not allowed to use equipment



Ingredients

1 cup Semi-Sweet Chocolate Chips
 1 cup Butterscotch or Peanut Butter Chips
 1/2 cup butter or margarine
 1 1/2 cups graham cracker crumbs
 14 oz. sweetened condensed milk
 (NOT evaporated milk)
 1 1/3 cups flaked coconut – Toasted in oven
 1 cup chopped nuts—Pecans or Walnuts

Directions:

-
 *Preheat oven to 350°F (325°F for glass dish).
 *In 13" x 9" baking pan, spray with pam or grease.
 *Melt butter & mix graham cracker crumbs. Press into the pan.
 *Place nuts such as pecans or walnuts on top to graham cracker crumbs.
 *Sprinkle Chocolate chips, Butterscotch Chips and Coconut Flakes.
 *Press down some. Then pour sweetened condensed milk evenly over top.

Bake 25 minutes or until lightly browned. Cool. Chill if desired.
 Cut into 24-36 bars. Store covered at room temperature.

Thought of the Day ...



Keep your thoughts positive because
 your thoughts become your
WORDS.

Keep your words positive because
 your words become your
BEHAVIOR.

Keep your behavior positive because
 your behavior become your
HABITS.

Keep your habits positive because
 your habits become your
VALUES.

Keep your values positive because
 your values become your
DESTINY.

By Gandhi

★ **HAPPY** ★
BIRTHDAY!

Jina M.

Michael S.

Happy Anniversary



Helen & Joseph D.



Diamond

FACTS

- Mineral: Diamond
- Chemistry: C
- Color: All colors
- Refractive index: 2.42
- Birefringence: None
- Specific gravity: 3.52
- Mohs Hardness: 10



You probably already know of the diamond's toughness. In fact, it's the hardest gemstone and is made of just one element: carbon.

Its structure makes it 58 times harder than anything in nature and can only be cut with another diamond. While it's become nearly synonymous with wedding engagements, it's also the perfect stone for individuals who want something that's just as appropriate for everyday wear as it is for special occasions.

Diamonds come in several colors, including yellow, red, pink, blue, and green, and range in intensity from faint to vivid. Generally speaking, the more saturated the color, the higher the value.

In fact, diamonds sparkling with intense color are rare and may be priced higher than a colorless diamond of equal size. Because fancy-color diamonds are very desirable, color is sometimes introduced in a laboratory. These are correctly called *color-treated diamonds*.

Its unique physical properties means it has the best possible luster of any gemstone when cut and polished well. So if you're in the market for "sparkle," the diamond is the gemstone for you.

History and Lore: The world's first diamond color-grading system dates back to sixth-century India. The system was based on the country's ancient class structure. Members of different status levels, or castes, were permitted to own and wear only diamonds of a specific color. Thus, diamonds served as a badge of rank.

The priests and rulers, the Brahmins, were allowed to own diamonds that were "whitest of the conch, of the lotus, or of the rock crystal" (white to colorless). The landowners and warriors were assigned diamonds that were "the brown color of the eye of the hare." The merchant class was allowed to own only diamonds that were the "pretty nuance of a petal of a kadl [flower]" (yellow). And members of the lower classes were assigned diamonds with "the sheen of a burnished sword" (gray or black). Kings, however, were free to possess diamonds of any color.



The colors exhibited by natural fancy color diamonds are usually not very intense.

Diamond color-grading systems have evolved a lot since that time. Today, there are well-established methods for judging diamond color based on much more than a comparison to conch shells, rabbits' eyes, and flower petals.

And the only restrictions to owning different colors are based on availability and affordability.

Fancy Colored Diamonds... Fancy color diamonds come in almost any color you can imagine. Red, green, purple, and orange are generally the most rare, followed by pink and blue. Yellows and browns are the most common fancy colors, but they're generally less valuable than the rarer colors. Only one in 10,000 has a fancy color.

Diamonds in the normal color range are colorless through light yellow and are described using the industry's D-to-Z color-grading scale. Fancy color diamonds, on the other hand, are yellow and brown diamonds that exhibit color beyond the Z range, or diamonds that exhibit any other color face-up. These rare specimens come in every color of the spectrum, including, most importantly, blue, green, pink, and red.

Gem diamonds in the D-to-Z range usually decrease in value as the color becomes more obvious. Just the opposite happens with fancy color diamonds: Their value generally increases with the strength and purity of the color. Large, vivid fancy color diamonds are extremely rare and very valuable. However, many fancy diamond colors are muted rather than pure and strong.

Blacks, grays, and fancy whites are considered fancies, too. Some have been fashioned into gems. The 67.50-carat Black Orloff diamond, named after the Russian Princess Nadia Vyegin-Orloff, is the most well-known example.

Spectacular prices in high-profile auctions are another factor in the increased awareness of fancy color diamonds. Not all fancy color diamonds command such high prices, however. Many people consider yellow and brown fancies less desirable than near-colorless stones of equal weight and clarity. And deeper yellows and browns are generally less valuable than other fancy colors.

The most well-known historical and current sources of fancy color diamonds are India, South Africa, and Australia. Other diamond mine locations, including Brazil, Venezuela, Guyana, and Indonesia, also produce fancy color diamonds.



These rare pink and violet diamonds make up a tiny but important fraction of the Argyle mine's production.



- Fancy color diamonds are among the rarest and most valuable gemstones.

Gia.com, smithsonianeducation.org, history.com, <http://famousdiamonds.tripod.com/cullinandiamonds.html> and Ria Tinto Diamonds



Bench Tips from Brad

BEZEL CLOSER

A bezel closer is a steel punch that makes quick work out of pushing the metal down over a round stone and burnishing it. The working end is a concave cavity that fits over your bezel or prong setting and is pushed and twisted to capture the stone. Sets can be purchased but are expensive and contain many sizes you will probably never use. If all you need is one or two sizes, here's how you can make them yourself.



Find a good quality, round steel rod a little larger in diameter than your bezel cup or prong setting. Cut a 5 inch length. File both ends flat. Locate the center of one end, center punch a divot, and drill a small pilot hole about 5 mm deep. Remember to use a little oil as lubricant when cutting steel.

Select a ball bur a bit smaller than the steel rod but slightly larger than the bezel. Enlarge the pilot hole to a full hemispherical cavity. Test for proper fit with your bezel. Bezel should first contact the cavity about a third of the way in. When the size is correct, polish the cavity using Zam on a length of chopstick in your flexshaft. If the tool is not polished, it will leave scratches on your bezel or prongs.

When using the tool, the first step is to capture the stone correctly. I usually work by hand and push the punch straight down over the bezel or prongs. This causes the metal to start bending over the stone. Next I inspect with a lens to be sure the stone is staying level. This is repeated until the stone is seated on its bearing and can't move anymore.

Next you want to force the metal down onto the stone uniformly all the way around. While this can be done by hand, I often gently tap the punch with a hammer. Finally, burnish the bezel by twisting the punch around.



Making jewelry involves a multitude of skills, intricate hand work, and a lot of problem solving. In this series Books in this series help to:

- >Broaden your metalworking skills
- >Improve productivity at the bench
- >Save money on tools and supplies

You'll find hundreds of low cost and really practical tips and techniques that the author uses in his work and teaches in his classes and workshops.

<http://amazon.com/dp/B0BQ8YVLTJ>



Smart Solutions for Your Jewelry Making Problems

<http://amazon.com/author/bradfordsmith>

www.bradsmithjewelry.com

Articles are copyrighted by Brad Smith





Southeast Federation News

S.F.M.S. Newsletter

Subscription to Lodestar is FREE electronically

Email: sfms.lodestar@gmail.com Or

Editor: **Cindy Reed**

Can be read online:

<http://www.amfed.org/sfms/index.html>

www.amfed.org

SFMS 2025 Annual Convention

March 1-3, 2025

Live Oak, FL

William Holland School of Lapidary Arts
706-379-2126

Register Now at:

www.lapidaryschoolregistration.org

Federation Week Jun 8 - 14, 2025

Classes are subject to change

WILDACRES RETREAT 828-756-4573

Website @ www.wildscres.org

registrarwildacres@gmail.com Claudia Erwin

When scheduling keep in mind, workshops are subjected to change without notice.

Please check the website for changes.

Federation Weeks August 11th -17th

2nd Week September 15th - 21st



Nearby Gem Societies

Ms. Gulf Coast Gem & Mineral Society

www.mgcmgs.com

Meeting: 2nd Saturday of the month



Mobile Rock and Gem Society

www.mobilerockandgem.com

Meeting: 2nd Tuesday of the month



Gem & Mineral Society of Louisiana

Meeting: 2nd Monday of the month

Contact: Levette @ 504-214-3205

American Federation News



A.F.M.S. Newsletter

Subscriptions are \$5.00 per year

Checks should be made payable to "AFMS"

AFMS Central Office

Cheryl Nearly

42 Jefferson Avenue

Patchogue, NY 11772-1008

Centraloffice.amfed@gmail.com PH: 516-449-5341

AFMS 2025 Annual Convention

TBA

A.L.A.A.

Have you joined the **American Lands Access Association** (ALAA)? Help is needed. Please volunteer!

The organization was founded to promote and ensure the right of the amateur hobby collecting, recreational prospecting and mining, and the use of public and private lands for educational and recreational purposes and to carry the voice of all amateur collectors and hobbyists to our elected officials, government regulators and public land managers.

Individual dues are \$25 per year; clubs \$50 per year.

A quarterly newsletter is sent to all members.

For more information,

Visit <http://amlands.org>



Doug True, President

FIELD TRIPS

Dixie Mineral Council



For a monthly list of field trips, visit their website.

Members Only

<http://www.amfed.org/sfms/index.html>

Other Interests:

International Society of Glass Blowers

Visit site if you like Lampworking

Website: www.isgb.org



Harrison County Gem & Mineral Society Information



Officers 2025

President - Peter Mastroianna h1ghspeed@mac.com

Vice President - Lisa Fitch lapidaryarts@hotmail.com

Secretary - Sheryl Rogers sdr@frslaw.com

Treasurer - Nicole Green nfouasnon@gmail.com

Directors

Reba Shotts (3 yr.) Buddynrebashotts@bellsouth.net

Jina Martin (2 yr.) jinamartin@hotmail.com

Sue West (1 yr.) msuewest@bellsouth.net

Committee Members

Show Chairman

Beverly Baker bbaker30518@gmail.com

Workshop Chairman

Shirley Robinson msrobinson2u@icloud.com

Equipment Chairmen

Cindy Braden 228-243-2665

Field Trip Chairman

Sharon Greer 3catsgreer@bellsouth.net

Librarian Chairman

Sue West msuewest@bellsouth.net

Newsletter Editor

Lisa Fitch lapidaryarts@hotmail.com

Facebook Chairman

Laura Tate wanderingmsrn@gmail.com

Sunshine

Sheryl Rogers sdr@frslaw.com

Webmaster Chairman

Leslie Jancovich ljancovich@gmail.com

Assistant Webmaster

Nicole Green nfouasnon@gmail.com

Southeast Federation of Mineralogical Societies

Mississippi State Director

Peter Mastroianna 609-367-3489

Meetings / Workshops

Herbert Wilson Recreational Center
3625 Hancock Avenue
Gulfport, Ms. 39501

3rd Saturday of each month

9 am - 12 pm	Workshop
12 pm - 1 pm	Lunch
1 pm - 2 pm	Meeting

Directions: Coming from Pass Road or Hwy. 90 turn on Courthouse Road.

Turn next to Hancock Bank on 33rd Street until you reach Hancock Street. Look to your left and you will see the Herbert Wilson Recreational Center. We are on the left side of building thru the gates.

Come for fun . . . Stay to play!

Visit our Website and Facebook page:

www.gulfportgems.org or
<https://www.facebook.com/gulfportgems>

2025 MEETING DATES

Jan 18th	May SHOW	17th & 18th
Feb 15th	June 21st	Sept 20th
Mar 15th	July 19th	Oct 18th
Apr 19th	Aug 16th	Nov 15th

Dec 20th Christmas Party

Newsletter Editor



Lisa Fitch

Submit newsletter articles to:

lapidaryarts@hotmail.com

Copyright 2024 Harrison County Gem & Mineral Society Newsletter known as Gulfport Gems. All rights reserved. Especially those items that are specifically copyrighted by their authors. Unless otherwise credited, articles are by the editor.

Articles and minutes are due by the last day of each month



Membership Form

Contact Our Treasurer: Nicole Green (228) 344-8066 **Email:** nfouasnon@gmail.com



HARRISON COUNTY GEM & MINERAL SOCIETY, INC. MEMBERSHIP APPLICATION			
APPLICANT INFORMATION			SINGLE \$20.00
18 YEARS OF AGE			
Name:		Email:	
Date of birth (Mo/Day):	Anniversary: (Mo/Day)	Cell Phone:	
Current address:		Home Phone:	
City:	State / Zip Code:	Work Phone:	
CO-APPLICANT / SPOUSE INFORMATION			FAMILY \$30.00
TWO ADULTS & ALL MINORS UNDER 18 YEARS OF AGE/AT SAME ADDRESS			
Co-Applicant / Spouse:		Email:	
Date of birth (Mo/Day):	Cell Phone:	Work Phone:	
JUNIOR INFORMATION			JUNIOR \$10.00
UNDER 18 YEARS OF AGE ★ SPONSORED BY AN ADULT			
Name	Birthday (Mo/Day/Year)	Relationship:	
Name	Birthday (Mo/Day/Year)	Relationship:	
Name:	Birthday (Mo/Day/Year)	Relationship:	
Name	Birthday (Mo/Day/Year)	Relationship:	
★ EMERGENCY CONTACT INFORMATION ★			
Name:			
Relationship:	Home Phone:	Cell Phone:	
INTEREST INFORMATION			
Hobby Interest:		Jewelry Interest:	
(Each applicant initial interests)			
<input type="checkbox"/> Fossils <input type="checkbox"/> Minerals <input type="checkbox"/> Lapidary (<input type="checkbox"/> Cabbing, <input type="checkbox"/> Faceting, Etc.) <input type="checkbox"/> Field Trips (Creeks, Gravel pits, Mines, Etc.) <input type="checkbox"/> Special Interests _____		<input type="checkbox"/> Beading <input type="checkbox"/> Kumihimo <input type="checkbox"/> Pearl Knotting <input type="checkbox"/> Other _____	
		<input type="checkbox"/> Wire Wrapping <input type="checkbox"/> Chainmaille <input type="checkbox"/> Silversmithing	
APPLICATION FEES			
Applications can be mail to: Harrison County Gem & Mineral Society P. O. Box 10136, Gulfport, Ms. 39505			
Single \$20.00	Family \$30.00	Junior(s) \$10.00 Each	DUES: \$
Dues: <i>Circle One</i> NEW RENEWAL No Proration Deadline: 3rd Saturday of January			TOTAL: \$
SIGNATURES			
How did you hear about our society? _____			
I authorize HCGMS to use my picture or likeness for society promotions? YES or NO			
I authorize HCGMS to include my information in society listings for members only? YES or NO			
Signature of applicant:		Date:	
Signature of co-applicant/spouse (only if for a family membership):		Date:	
*Newsletter will be sent via email @ no charge		Modified 11/20/17 LF	

Our goal is to promote, educate and stimulate interest in the earth sciences and lapidary arts context.

Shows and Events

4/12/2025—APOPKA, FL: **Wekiva Gem & Mineral Society: “Circle Up Swap Meet”**, 1937 Lakeville Road Apopka FL 32703; Sat. 9-3; Rock clubs and individuals are invited to set up and buy, sell and swap anything LAPIDARY related. Everything from slabs, rough, specimens, polished stones, finished cabochons, handmade jewelry to tools and lapidary equipment can be swapped or sold. Limited to 50 spaces. Outdoors in the circle under the trees. \$40 per 12'x20'space. You bring your tables, tent and chairs. No electricity provided. Rain or shine event. Contact Nancy Allman, 407-739-0051 or email faceittoday@gmail.com. To reserve your space, send \$20 NONREFUNDABLE deposit to Venmo, Wekiva Gem and Mineral Society @WekivaGem. Balance due March 21, 2025

4/26/2025—MARIETTA, GA: **Cobb County Gem and Mineral Society**: 516 West Atlanta Street, Marietta, GA 30060; Sat. 10-4, Annual Spring Rock Show and Swap. Free event! 10am to 4pm Saturday April 26th rain or shine. We will have outside dealers and demos in our lapidary shop. Website: www.ccgms.org

4/26-27/2025—ORLANDO, FL: **Central Florida Mineral & Gem Society**: Florida National Guard Armory, 2809 S. Fern Creek Ave., Orlando 32806; Sat. 9-5, Sun. 9-4; Admission: \$6 Ages 16 & up, Children 6-15- \$3. Website: <https://cfmgs.org/>

FOR A COMPLETE LIST OF SHOWS VISIT - amfed.org

AKS GEM SHOW Presents New Orleans Bead & Jewelry Show

Pontchartrain Center, 4545 Williams Blvd., Kenner, La. 70065

Admission Fee \$5.00 Hours: Fri & Sat 10am-6pm / Sun 10am-4pm Phone: 504-265-8830
Email info@aksshow.com with inquiries

Visit website www.aksshow.com and GET A COUPON FOR \$1.00 OFF Admission

2025 Jan. 10, 11, & 12 March 14, 15, & 16 June 27, 28, & 29

Sept 5 & 6 November 14, 15, & 16

**Save \$1.00 off
admission to any AKS
Gem Show**

Offer Expires: no expiration.

This coupon is good for entrance to any AKS Gem Show! **Be sure to check your inbox for additional savings from our exhibitors.**

[Check our list of shows now...](#)



Gulfport Gems, Editor
P O Box 10136
Gulfport, MS 39505











Address Service Requested



THE OFFICIAL PUBLICATION FOR THE HARRISON COUNTY GEM & MINERAL SOCIETY, INC.

HCGMS 2025 Workshops

<div>January 18</div> <div>Cellini Spiral Christmas Ornament By Leslie J. Cancel</div> <div>Zip Tie Bracelets Sue S.</div> <div></div>	<div>February 15</div> <div>Viking Knit By Julie B.</div> <div>Cellini Spiral Christmas Ornament By Leslie J.</div> <div>Happy Valentines February 14th</div> <div></div>	<div>March 15</div> <div>Kumihmo By Nicole G.</div> <div>Mardi Gras March 4</div> <div>St. Patrick's Day</div> <div></div>	<div>April 19</div> <div>Wired Earrings Sue W.</div> <div>Happy Easter</div> <div></div>
<div>May 17</div> <div>SHOW 17th & 18th</div>	<div>June 21</div> <div>Program -</div>	<div>July 19</div> <div>Happy 4th</div> <div></div>	<div>August 16</div> <div>Program -</div>
<div>September 20</div> <div>Program -</div>	<div>October 18</div> <div></div> <div>Program -</div> <div>Happy Halloween</div> <div></div>	<div>November 15</div> <div>Program -</div> <div>Happy Thanksgiving</div>	<div>December 20</div> <div></div> <div>CHRISTMAS PARTY</div>