

Est. 1979

Harrison County Gem & Mineral Society, Inc.



Volume 41

August 2020

Number 8



Gulfport Gems

Member of the Southeast Federation of Mineralogical Society

P.O. Box 10136
Gulfport, Ms. 39505



www.facebook.com/gulfportgems
Website: www.gulfportgems.org

A message from the President...

Dear Members,

Hello to everyone, I hope you are managing well under the COVID-19 stress. It looks like it will be a long time before we will be able to resume regular monthly meetings and workshops. What I would like to do until we can get back to normal is have a monthly Skype meeting at our regular meeting time each month. For August it would be the first at 1 p.m. please join us if you can. By meeting like this, we can keep in touch and find out how each other is doing. Hope to see you on Skype! Lynn will send you the information. Be safe.

Sincerely,

President Sue West

Please continue to check our website and Facebook pages for updates.

www.gulfportgems.org

www.facebook.com/gulfportgems

Regular Meeting

Via Skype

Contact Lynn Tate

(228) 342-2963 or l.tate4@gmail.com

August 15th, 2020 Time: 1pm

Download skype first, then near 1pm on the day of meeting look in your email for the link to join.

Notes from the editor . . .

Meeting:

Physical meeting Cancelled due to center being closed and Corvid-19. Regular meeting via Skype.

Nominating Committee:

Volunteers Needed



We need volunteers for our nominating committee for September. They will be listed in the September Gulfport Gems. Contact me if you are willing to volunteer.

Thanks,
President Sue West
msuewest@bellsouth.net

Thought of the Day . . .

*Good friends Care for each other,
Close friends Understand each other,
But True friends, Stay Forever . . .*

Beyond Words,

Beyond Distance,

Beyond Time.



Harrison County Gem & Mineral Society
July 18th, 2020

We did not have a meeting in July due to Lynn being under the weather. One is scheduled for August. Please contact her if you want to attend the meeting.

Everyone will be contacted if meeting is cancelled. Please try to attend.

Nominating Committee

September

Nominating Committee will be listed in Newsletter. **Please volunteer.**

October

Your slate of officers for 2021 running for office will be listed in newsletter.

November

Voting for the slate of 2021 officers will take place by email or text. (TBA)

December

Officers for 2021 will be sworn in for office. (Probably by skype if we can't meet.)



Project of the Month

By Lisa Fitch, Editor



Due to the fact that we have been unable to meet and have our monthly workshops I'd like to see if we can get some of our instructors to provide a project to put in each newsletter.

Those interested will need to send our Workshop Chairman, Laura Tate (wanderingmsrn@gmail.com) a list of instructions with pictures if possible. She will choose which ones to submit to me (editor) for each month.

Those members who do the projects can email or text me pictures to post in the next months newsletter as I have no meeting pictures to post at this time due to Covid-19.

Hopefully, this will give us all a project to work on at home and when we do meet we can bring all our projects for a "Show & Tell".

I have posted some of my own every other month under "Bits, Tips, & Tricks" but it would be nice to have a mixture of Beading, Wire Wrapping, Viking Knit, Pearl Knotting and so on as we have some very talented members. It can be a mix of beginner, intermediate, and advanced projects.

This will also help fill the void of our monthly workshops and give our Newsletter some interesting material to read.

At anytime members can also submit articles related to lapidary or just a recipe. This is your newsletter too so please pitch in during this time since we are mostly all home bound and bored.



Lets all work together to create Teamwork

Off the menu . . .

GRAPE SALAD

By Pat Lewis

Salad Mixture

- 1 lbs Green Seedless Grapes
- 1 lbs Red Seedless Grapes
- 2-3 Sweet Red Delicious Apples
- ½ cup Dried Cranberries
- ½ cup Chopped Pecans

Dressing Mixture

- 8 ounces sour cream
- 8 ounces cream cheese, softened
- ½ cup Brown Sugar
- 1 teaspoon vanilla extract, to taste

DIRECTIONS:

- 1) Wash grapes and apples. In a bowl add grapes cut in half and dice apples leaving the skin on.
- 2) Add ½ cup chopped pecans and ½ cup dried cranberries.
- 3) Set aside.
- 4) Mix in a separate bowl the sour cream, cream cheese, brown sugar and vanilla by hand until blended.
- 5) Stir grape mixture into the dressing, and pour in large serving bowl.

Note: The recipe is very forgiving. You may add more fruit and pecans as you would like. She does add a little more cream cheese than just the 8 ounces. Like ¼ more of another 8 oz. block.



Nicole Green

Karen Williams

Hannilore Wood

Happy Anniversary
Hannilore Wood



Visit our Website and Facebook page:

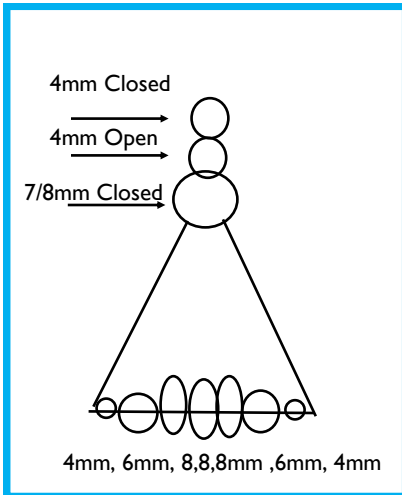
www.gulfportgems.org

<https://www.facebook.com/gulfportgems>

Project of the Month

Beginner Level

Triangle Earrings



Supplies:

Ear Wires (2) Your choice wire and shape

Rubber Earring Backs for ear wires (2)

7 mm Closed Jumpings (2)

4 mm Closed Jumpings (2)

4 mm Open Jumpings (2)

14 beads (7 each earring: 2 each 4mm, 2 each 6 mm, and 3 each of 8mm or any shape you want)

2" headpins 21 or 22 gauge(6) Or you can make your own, about 10" total allow 5" per earring.

You can use all open jumpings

Tools:

Flush cutters

Mat

Ruler

Round nose pliers

Emery Board, sand paper or file

Gauge of wire and Type is your choice of what you like to work with and wear.

Beads are also your choice in size and they don't need to be graduated in sizes. Have fun and create your own design. Please send pictures of your earrings so I can put them in the newsletter.

INSTRUCTIONS: Keep all your material on your mat so it doesn't roll off or get lost.

- ◆ 4 headpins need to be 1-1/2" long and 2 need to be about 1". (If you are wrapping allow more wire.) Using your ruler or tape measure you need to measure the 6 headpins or wire. Then use your flush cutters to cut all your wire or headpins to size. This is where you will use a file or emery board to file and smooth the end of your wire on each end so it won't snag on anything.
- ◆ 1" headpins: Make a simple loop using your round nose pliers and add your beads. These have a 4mm pearl, 6mm gold bead, 3 different colors of 8mm disc shaped beads or Margareta beads, 6mm gold bead and a 4mm pearl. Make another simple loop. Now make the other one to match.
- ◆ You need 4 (2 each per earring) of 1-1/2" long headpins with a simple loop. Connect each one to the 1" long beaded headpin to form a triangle.
- ◆ Use a 7 or 8 mm Closed jumpring and close the other end of the 1-1/2" headpins attaching them to the large jumpring.
- ◆ Using the 4 mm open jumpring attach the 7 mm closed jumpring and the 4 mm closed jumpring.
- ◆ Attaching the earwires: Using your pliers Slightly turn loop on earwire to the side (never open pulling it outward). Attach the closed 4mm jumpring. Your earring is now attached!
- ◆ You are finished. Don't forget to put an earring backs on your earwire.

Peridot

August Birthstone / 15th Anniversary

Facts

- ♦ **Mineral:** Olivine
- ♦ **Chemistry:** $(\text{MgFe})_2\text{SiO}_4$
- ♦ **Color:** Yellowish green
- ♦ **Refractive index:** 1.65 to 1.69
- ♦ **Birefringence:** 0.035 to 0.038
- ♦ **Specific gravity:** 3.34
- ♦ **Mohs Hardness:** 6.5 to 7



Peridot is the gem variety of the mineral Olivine. Its chemical composition includes iron and magnesium, and iron is the cause of its attractive yellowish green colors. Volcanic rocks called basalts are rich in these two elements where the gem is often occurs.

The range of color for Peridot is narrow, from a brown-green color to yellowish green to pure green. The most common Peridot seen in jewelry is yellowish green.

Peridot found by gem miners as irregular nodules (rounded rocks with Peridot crystals inside) in some lava flows in the United States, China, and Vietnam. Rarely, as large crystals lining veins or pockets in certain types of solidified molten rock. Sources for the latter include Finland, Pakistan, Myanmar, and the island of Zabargad.

Believed by geologists both types of deposits relate to the spreading of the sea floor that occurs when the earth's crust splits, and rocks from its mantle are pushed up to the surface. Sometimes—as in Myanmar—these rocks can be altered, deformed, and incorporated into mountain ranges by later earth movements. Being contained in meteorites that have fallen to earth, Peridot can have an extraterrestrial source. In 2005, they found Peridot in comet dust brought back from the Stardust robotic space probe.

Ancient History: The Egyptians called Peridot the “gem of the sun”. Mainly because Peridot has always been associated with light. Some believed that it protected its owner from “terrors of the night,” especially when it was set in gold. Others strung the gems on donkey hair and tied them around their left arms to ward off evil spirits.

The word Peridot comes from the Arabic “faridat,” which means “gem.” Peridot is delivered to the surface by volcanoes because it forms deep inside the earth. Some also came to earth in meteorites, but this extraterrestrial Peridot is extremely rare, and not likely to be seen in a retail jewelry store.

(John Wright owns meteorite slabs with this Peridot. See Picture on page 7)

On an island in the Red Seas called Topazios (now known as St. John's Island or Zabargad) early records indicate that the ancient Egyptians mined a beautiful green gem. According to legend, the island was infested with snakes, making mining unpleasant until an enterprising pharaoh drove them into the sea.

People confused this stone from the earliest times, now known to be Peridot—with other gems. It was one of many labeled as “topaz.”

Believed by some historians that Cleopatra's famous emerald collection might actually have been Peridot. People in medieval times continued to confuse Peridot with emerald. For centuries, people believed the fabulous 200-ct. gems adorning the shrine of the Three Holy Kings in Germany's Cologne Cathedral were emeralds. They are, in fact, Peridots.



Peridots

Natural History Museum in London
146.10 Carat peridot




Largest Rough Peridot



ZABARGAD CRYSTAL

This gorgeous 346.45 carat crystal of peridot from Zabargad Island, Egypt is in GIA's gem collection.



4.98-ct. Peridot
Designer-cut

Largest
Cut Peridot



312 CARAT GEM

311.80 carat Peridot from Zabargad Island, Egypt. It is in the collection of the National Museum of Natural History located at the Smithsonian Institution.



John Wright's
Rare Meteorite slab
with peridot.




GREEN GODDESS

This flawless 154 carat Zabargad Peridot is located at the Chicago Field Museum. In 1893 it was purchased at the World's Columbian Exposition.

"In The Spotlight"

John Wright



Peridot from Space

The Peridots are Olivine xtals contained in a pallasite which is a type of meteorite. The ones I have are from Kansas and Russia.

They were found by the "Meteorite Men" a series that appeared on TV. I purchased it from one of them at the show in Tulsa, OK two years ago.

The xtals pictured here are washed out. They are actually a golden green in color.

[Pallasite Meteorite Slice](#)

[Owned by John Wright](#)

This meteorite contains olivine in a nickel-iron matrix. Pallasitic Peridot is the only gemstone that comes from space and it is exceedingly rare.

Steve Arnold is a full time meteorite hunter/dealer since 1992. He is co-host of the television show "[Meteorite Men](#)" along with his good friend, Geoffrey Notkin. The show in reruns can be seen on the Science and Discovery Channel in reruns. They are also on Facebook and have a website at www.meteoritemen.com if you wish to visit their site.



Southeast Federation News

S.F.M.S. Newsletter

Subscription to Lodestar is FREE electronically

Email: sfms.lodestar@gmail.com Or

Editor: john@rasmussengems.com

Can be read online:

<http://www.amfed.org/sfms/index.html>

www.amfed.org

American Federation News



A.F.M.S. Newsletter

Subscriptions are \$4.50 per year

Checks should be made payable to "AFMS"

AFMS Central Office

Steve Weinberger

PO Box 302

Glyndon, MD 21071-0302

central_office@amfed.org PH: 410-833-7926

William Holland School of Lapidary Arts

706-379-2126

Website @ www.lapidaryschool.org

Classes are Closed for 2020 season

Due to Corvid 19

2020sfms.wh@gmail.com Registrar Cindy Reed

AFMS 2020 Annual Convention

Held in Knoxville, Tn

October 16th - 18th, 2020

Subject to change

DUE TO COVID-19, WORKSHOPS AND MEETINGS CHANGE DAILY. PLEASE VISIT THEIR SITES FOR CURRENT INFORMATION.

WILDACRES RETREAT

828-756-4573

Website @ www.wildscres.org

registrarwildacres@gmail.com Claudia Erwin

When scheduling keep in mind, workshops are subjected to change without notice.

Classes are Closed for 2020 season

Due to Corvid 19

Please check the website for changes.

A.L.A.A.

Have you joined the **American Lands Access Association** (ALAA)? Help is needed. Please volunteer!

The organization was founded to promote and ensure the right of the amateur hobby collecting, recreational prospecting and mining, and the use of public and private lands for educational and recreational purposes and to carry the voice of all amateur collectors and hobbyists to our elected officials, government regulators and public land managers.

Individual dues are \$25 per year; clubs \$50 per year.

A quarterly newsletter is sent to all members.

For more information,

Visit <http://amlands.org>

Shirley Leeson, President



Lodestar & American Federation of Mineral Societies newsletters:

Please take the time during this "stay at home" period to read these newsletters. Editors put in a lot of work to assemble these for all members. of all clubs. They have informative information related to our work and what we stand for along with what is upcoming events. Give them ten minutes of your time. . . We all have extra time now that we are home bound.



MEETINGS W E E L I N G S



Meetings / Workshops

Herbert Wilson Recreational Center
3625 Hancock Avenue
Gulfport, Ms. 39501

3rd Saturday of each month

9 am - 12 pm	Workshop
12 pm - 12:30pm	Program
12 pm - 1 pm	Lunch
1 pm - 2 pm	Meeting

Directions: Coming from Pass Road or Highway 90 turn on Courthouse Road. Turn next to Hancock Bank on 33rd Street until you reach Hancock Street. Look to your left and you will see the Herbert Wilson Recreational Center. We are on the left side of building thru the gates.

Come for fun . . . Stay to play!

Visit our Website and Facebook page:

www.gulfportgems.org or
<https://www.facebook.com/gulfportgems>

Workshops are offered free!

Next Meeting & Workshop

August 15th Via Skype 1pm

Visitors are always welcome

Please bring a guest. . .

0 Workshops this Month

Membership Dues

Single \$20.00 - 18 years old
Family \$30.00 - 2 adults and all minors under 18 yrs. old at the same address
Junior \$10.00 - Sponsored by an adult

Application available on our website

Dues deadline - 3rd Saturday of January

Name Tags - \$7.00

Shirts - available and cost is based on sizes

Please see Treasurer, Lynn Tate

2020 MEETING DATES

Jan 18	May 16 & 17 SHOW	
Feb. 15	June 23 Skype	Sept 19
March 21	July 18 Cancel	Oct 17
April 18	Aug 15 SKYPE	Nov 21
	Dec 19 Christmas Party	

Nearby Gem Societies



Ms. Gulf Coast Gem & Mineral Society

www.mgcgms.com

Meeting: 2nd Saturday of the month



Mobile Rock and Gem Society

www.mobilerockandgem.com

Meeting: 2nd Tuesday of the month



Gem & Mineral Society of Louisiana

Meeting: 2nd Monday of the month

Contact: Levette @ 504-214-3205

Other Interests:

International Society of Glass Blowers

Website: www.isgb.org

Visit site if you like Lampworking



Dixie Mineral Council

<http://www.amfed.org/sfms/index.html>



Bench Tips from Brad

STRAIGHTENING WIRE

Have you ever pulled out some silver wire only to find that it's all bent up? The easiest way I've found to straighten it out is to stretch it a bit.



Simply put one end in the vise and grab the other end with a pair of serrated tip pliers. Then pull just enough to feel the wire stretch like a rubber band. This works best on smaller wire diameters, up to about 16 ga.

Be careful if you are trying to pull hard on a thick wire. Brace yourself in case the wire breaks or pulls out of the pliers.

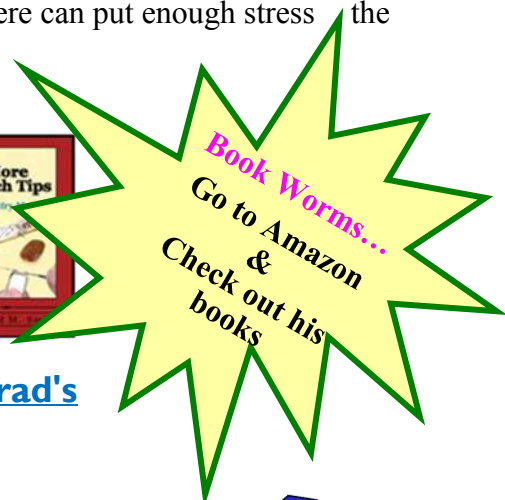
DO BEZELS SHRINK

The engineer in me says there's no reason a bezel should shrink when I solder it onto a base plate, but I sometimes find that the stone won't quite fit into the bezel that was perfect just before soldering.

If that ever happens to you, here's a fix that usually works for those times when there's just a minor problem. I file or sand the stone down a little around its base. For soft cabs like turquoise, lapis, jet or Howelite, you can use a sanding stick. Harder cabs like jasper or agates will require a diamond file. In a pinch, a ruby nail file from the drugstore will work.

There are two important things to remember when doing this. First, you can only make a minor adjustment to the stone's size. All filing or sanding has to be hidden by the bezel because it takes the polish off the stone.

Secondly, remember to round off all sharp edges on the bottom of the stone. A sharp edge here might sit on a little extra solder that's in the bottom joint of your bezel. Just a little bump here can put enough stress on the stone to risk breakage when you burnish the bezel down over the stone.



Discover New Jewelry Skills With Brad's "How To Do It" Books

Check out Brad's books on Amazon:

<http://amazon.com/author/bradfordsmith>

www.bradsmithjewelry.com

Articles are copyrighted by Brad Smith



Shows and Events

FOR A COMPLETE LIST OF SHOWS VISIT - amfed.org

AKS GEM SHOW Presents New Orleans Bead & Jewelry Show

Pontchartrain Center, 4545 Williams Blvd., Kenner, La. 70065

Admission Fee \$5.00 Hours: Fri & Sat 10am-6pm / Sun 10am-4pm

Email info@aksshow.com with inquiries Phone: 504-265-8830 Visit website www.aksshow.com

GET A COUPON FOR \$1.00 OFF Admission

2020 Dates: **January 24th - 26th Winter Show** / **April 3rd - 5th Spring Show**
July 10th - 12th Summer Show / **September 18th - 20th Fall Show** / **November 6th - 8th Xmas Show**

Save \$1.00 off
admission to any AKS
Gem Show

Offer Expires: no expiration.

This coupon is good for entrance to any AKS Gem Show! ***Be sure to check your inbox for additional savings from our exhibitors.***

[Check our list of shows now...](#)

Note – Due to COVID-19

Many shows may be canceled due to the COVID-19 pandemic, please check with the local club, and / or check their website, before you plan to attend – as most all shows are canceled.

HCGMS Workshops:

Our workshop we had scheduled for March will be our 1st workshop when we convene our monthly meetings provided the instructors are available that month. This was decided at our last board meeting with workshop chairman Laura Tate's approval.



Officers 2020

President - Sue West msuewest@bellsouth.net

Vice President - Cindy Braden (706) 266-0221

Secretary - Nicole Green nfouason@gmail.com

Treasurer - Lynn Tate l.tate4@gmail.com

Directors

Monica White (1 yr.) Mrwhite61@gmail.com

Laura Tate (2 yr.) wanderingmsrn@gmail.com

Sharon Greer (3 yr.) 3catsgreer@bellsouth.net

Committee Members

Workshop & Facebook Chairman

Laura Tate wanderingmsrn@gmail.com

Field Trip Chairman

Sharon Greer 3catsgreer@bellsouth.net

Librarian Chairman

Sue West msuewest@bellsouth.net

Newsletter Editor

Lisa Fitch Lapidaryarts@hotmail.com

Sunshine & Hospitality Chairman

Clemencia Howe clemenhowe@hotmail.com

Show Chairmen

Lynn Tate l.tate4@gmail.com

Webmaster & Workshop Chairman

Leslie Jancovich ljancovich@gmail.com

Assistant Webmaster

Nicole Green nfouason@gmail.com

Southeast Federation of Mineralogical Societies

Ms. State Director, Parliamentarian & Boundaries

Buddy Shotts buddynrebashotts@bellsouth.net

Past President SFMS

John Wright osjbw@cableone.com

Field Trips

Sharon Greer

If you are interested in attending any of the DMC Field Trips please contact our Field Trip Chairman so she can make arrangements. Open to all members of clubs associated with the DMC program of the SFMS Field Trip Committee and all members of SFMS societies who provide their membership with SFMS liability insurance. Because of insurance requirements the general public are NOT invited to any field trips.



3catsgreer@bellsouth.net



Facebook

Laura Tate

Please visit our Facebook page to view all the latest news and information on our club and workshops. To post club information contact:

Laura Tate at wanderingmsrn@gmail.com

Visit at www.facebook.com/gulfportgems/



Library

Sue West



The club has some interesting material available for viewing. Please contact Arvid to check out material from our Library. Be sure to return the material in a timely matter in order to share with other members.

msuewest@bellsouth.net

Newsletter Editor

Lisa Fitch

Submit newsletter articles to:

Lapidaryarts@hotmail.com





Articles and minutes are due by the last day of each month



Membership Form

Contact Our Treasurer: Lynn Tate (228) 342-2963 Email: l.tate4@gmail.com



 HARRISON COUNTY GEM & MINERAL SOCIETY, INC. MEMBERSHIP APPLICATION 		
APPLICANT INFORMATION		SINGLE \$20.00
18 YEARS OF AGE		
Name:		Email:
Date of birth (Mo/Day):	Anniversary: (Mo/Day)	Cell Phone:
Current address:		Home Phone:
City:	State / Zip Code:	Work Phone:
CO-APPLICANT / SPOUSE INFORMATION		FAMILY \$30.00
TWO ADULTS & ALL MINORS UNDER 18 YEARS OF AGE/AT SAME ADDRESS		
Co-Applicant / Spouse:		Email:
Date of birth (Mo/Day):	Cell Phone:	Work Phone:
JUNIOR INFORMATION		JUNIOR \$10.00
UNDER 18 YEARS OF AGE ☆ SPONSORED BY AN ADULT		
Name	Birthday (Mo/Day/Year)	Relationship:
Name	Birthday (Mo/Day/Year)	Relationship:
Name:	Birthday (Mo/Day/Year)	Relationship:
Name	Birthday (Mo/Day/Year)	Relationship:
☆ EMERGENCY CONTACT INFORMATION ☆		
Name:		
Relationship:	Home Phone:	Cell Phone:
INTEREST INFORMATION		
Hobby Interest:		Jewelry Interest:
(Each applicant initial interests)		
<input type="checkbox"/> Fossils <input type="checkbox"/> Minerals <input type="checkbox"/> Lapidary (<input type="checkbox"/> Cabbing, <input type="checkbox"/> Faceting, Etc.) <input type="checkbox"/> Field Trips (Creeks, Gravel pits, Mines, Etc.) <input type="checkbox"/> Special Interests _____	<input type="checkbox"/> Beading <input type="checkbox"/> Kumihimo <input type="checkbox"/> Pearl Knotting <input type="checkbox"/> Other _____	<input type="checkbox"/> Wire Wrapping <input type="checkbox"/> Chainmaille <input type="checkbox"/> Silversmithing
APPLICATION FEES		
Applications can be mail to: Harrison County Gem & Mineral Society P. O. Box: 10136, Gulfport, Ms. 39505		
Single \$20.00	Family \$30.00	Junior(s) \$10.00 Each
DUES:		\$
Dues: <i>Circle One</i>	NEW RENEWAL	No Proration Deadline: 3rd Saturday of January
TOTAL:		\$
SIGNATURES		
How did you hear about our society? _____		
I authorize HCGMS to use my picture or likeness for society promotions?		YES or NO
I authorize HCGMS to include my information in society listings for members only?		YES or NO
Signature of applicant:		Date:
Signature of co-applicant/spouse (only if for a family membership):		Date:
*Newsletter will be sent via email @ no charge		Modified 11/20/17 LF

Our goal is to promote, educate and stimulate interest in the earth sciences and lapidary arts context.



Gulfport Gems, Editor
P O Box 10136
Gulfport, MS 39505

Address Service Requested



THE OFFICIAL PUBLICATION FOR THE HARRISON COUNTY GEM & MINERAL SOCIETY, INC.