

Est. 1979

Harrison County Gem & Mineral Society, Inc.



Gulfport Gems

Volume 40

August 2019

Number 8



Member of the American & Southeast Federation of Mineralogical Society

P.O. Box 10136
Gulfport, Ms. 39505

www.facebook.com/gulfportgems
Website: www.gulfportgems.org

A message from the President...

Dear Members,

The summer is almost over. Hope all of you had a great one. I was beginning to think about a nominating committee for next year. We really could use some new blood. Think about running for a club office next year. It really isn't that hard. Please give it some thought and say "YES" when you are asked.

I just found out that Dianne Dewees is having shoulder surgery on August 14. Please keep her in your thoughts.

I will not be at the August meeting. Vic and I are going to Huntsville for a Ham Fest. Hope you have a great meeting. Lynn is filling in for me. Buddy and Reba will not make the meeting either.

Sue West, President



Board Meeting

Gulfport Library - Old Hwy. 49

Next Meeting will be in October

Notes from the editor...

Harrison County Gem & Mineral Society
July 20, 2019

Minutes were unavailable as I wasn't able to open document without permission.

Donations

Please bring donations for door prizes to the next meeting. Our AFMS is also in need of donations. Please read page 12.

It is our responsibility as members to help support and participate in AFMS activities.

Workshops

Instructors are needed to volunteer for our workshops. Please consider teaching a class and helping Kathy B., our Workshop Chairman out. This is a vital part of our meetings. If there is something you want to learn just request it. We usually have someone who can teach that workshop. So share your ideas at our next meeting.

Programs

We also need members to volunteer for our Program from 12 noon to 12:30 pm. Please contact our Vice President, Buddy Shotts. He will not be at the next meeting so if you have something to present, please do so.

Happy Birthday

Nicole Green
Karen Williams
Hannilore Wood



Thought of the Day . . .

*“Good words
bring good feelings to
the heart. Speak with
kindness, always.”*



Rod Williams

Happy Anniversary



*Hannilore Wood
Buddy & Reba Shotts*

Squash Casserole

By Leslie Jancovich

Bake at 350°

- 3 lbs. Yellow Squash, sliced
- 5 Tbsp Butter or margarine, divided
- ½ cup Onion, chopped
- 1 cup (4 oz) Shredded Cheddar
- 2 large Eggs, lightly beaten
- ¼ cup Mayo
- 2 tsp Sugar
- 1 tsp salt 20 Ritz Crackers, crushed (about ¾ cup)

Cook squash till tender. Drain well (gently press out excess water). Saute' onions in 4 Tbsp butter until tender. Stir in squash, cheese & next 4 ingredients. Spoon mixture into lightly greased 11"x7" casserole dish. Melt remaining butter, mix with crushed crackers & sprinkle on top. Bake @ 350° for 30-35 min or until set & golden on top.

Recipe is from Southern Living

Cabbing Workshops

If you are interested in cabbing we have instructors available to teach you. Time may be limited if other members are waiting to use the machines.

- ♦ \$3.00 per Day for equipment usage
- ♦ Must be a member (waiver on file)
- ♦ Guest not allowed to use equipment

Contact Equipment Chairman

Cindy Braden - 706-266-0221

Program

12:00 pm to 12:30 pm

By Program Chairman, VP Buddy Shotts

* * * * *

Contact Program Chairman

Vice President Buddy Shotts

Buddy will be out of Town

July's Workshops and Program



Beaded Watches taught by myself, Lisa Fitch. Barbara S. did hers in aqua colors while Reba Shotts did hers in Bronze pearls and reds. Both came out beautiful.



Cindy Braden taught Dream Catchers. Those were really cool. I hope she teaches them again.



Above: Julie B. brought "Show & Tell". The pictures don't do justice for her work. The pieces are gorgeous! We also had a box of rocks.

Resident Cabber: Ed King doing his thing!



July Program by Vice President Buddy Shotts: He explained all about Rubies.

July's Workshop by Aurora King Bead Crochet



Aurora had the most popular workshop in July. The necklaces were beautiful. What an awesome job ladies!



Above: Door Prizes were really nice this month.

Show Chair/Treasurer:
Honored for the Great
Job of producing our
Annual Show.



Barbara S. was honored
with the great job she does
with Kids Corner and my-
self (Lisa Fitch) for Door
Admissions with Yeti Cups.
Thank You Very Much!

WORKSHOPS

Workshop Chairman:
kgbecnel@gmail.com

August 17, 2019

Kathy Becnel
228-342-0716

Earrings Galore

By Julie Boudreaux

**** Kits Available \$5.00 ****



Supplies:

20" 20 Gauge Round Sterling Silver Wire
4mm Beads or smaller
8mm Beads

NOTE:

Make sure the wire will go through the beads

Tools:

Mat
Ruler
Flush Cutters (or scissors)
Round Nose Pliers
Chain Nose Pliers

The Snake Bracelet

By Kathy Becnel

**** Kits Available \$9.00 ****



Supplies:

74-80 18 Gauge 5/32 Stainless Steel Rings
34-36 16 Gauge 7/32 Aluminum Punched Rings
(Depending on your wrist)

Tools:

2 Pliers – Flat or Bent Nose (Your Choice)
Beading mat
Laughter
Patience

NOTE:

Kits includes everything to make an 8" bracelet

Upcoming 2019 Workshops

Sept. - ?

SEE OUR WEBSITE & FACEBOOK PAGES



MEETINGS W E E L I N G S



Meetings / Workshops

Herbert Wilson Recreational Center
3625 Hancock Avenue
Gulfport, Ms. 39501

3rd Saturday of each month

9 am - 12 pm Workshop
12 pm - 12:30pm Program
12 pm - 1 pm Lunch
1 pm - 2 pm Meeting

Directions: Coming from Pass Road or Highway 90 turn on Courthouse Road. Turn next to Hancock Bank on 33rd Street until you reach Hancock Street. Look to your left and you will see the Herbert Wilson Recreational Center. We are on the left side of building thru the gates.

Come for fun . . . Stay to play!

Visit our Website and Facebook page:

www.gulfportgems.org or
<https://www.facebook.com/gulfportgems>

Workshops are offered free!

Next Meeting & Workshop

August 17th

Visitors are always welcome

Please bring a guest. . .

2 Workshops this Month

Membership Dues

Single \$20.00 - 18 years old
Family \$30.00 - 2 adults and all minors under 18 yrs. old at the same address
Junior \$10.00 - Sponsored by an adult

Application on website & newsletter

Dues deadline - 3rd Saturday of January

See Lynn Tate, Treasurer



Name Tags - \$7.00

Shirts - available and cost is based on sizes

Please see Ellen Kirsten 413-668-6934

2019 MEETING DATES

Jan 19 **May 18 & 19 SHOW**
Feb. 16 June 15 Sept 21
March 16 July 20 Oct 18
April 20 Aug 17 Nov 16
Dec 21 Christmas Party

Nearby Gem Societies



Ms. Gulf Coast Gem & Mineral Society

www.mgcgms.com

Meeting: 2nd Saturday of the month



Mobile Rock and Gem Society

www.mobilerockandgem.com

Meeting: 2nd Tuesday of the month



Gem & Mineral Society of Louisiana

Meeting: 2nd Monday of the month

Contact: Levette @ 504-214-3205

Other Interests:

International Society of Glass Blowers

Website: www.isgb.org

Visit site if you like Lampworking



Dixie Mineral Council

<http://www.amfed.org/sfms/index.html>

FIELD TRIPS



Dixie Mineral Council Field Trips

The Southeast Federation of Mineralogical Societies, Inc



The Friendly Federation - Founded in 1976 to serve
DMC Program of the SFMS Field Trip Committee
Copyright © All rights reserved.

The next scheduled Dixie Mineral Council field trip will be in September.

There is no field trip scheduled for August.



Peridot



August Birthstone / 15th Anniversary

Facts



- ◆ **Mineral:** Olivine
- ◆ **Chemistry:** $(\text{MgFe})_2\text{SiO}_4$
- ◆ **Color:** Yellowish green
- ◆ **Refractive index:** 1.65 to 1.69
- ◆ **Birefringence:** 0.035 to 0.038
- ◆ **Specific gravity:** 3.34
- ◆ **Mohs Hardness:** 6.5 to 7

Peridot is the gem variety of the mineral Olivine. Its chemical composition includes iron and magnesium, and iron is the cause of its attractive yellowish green colors. Volcanic rocks called basalts are rich in these two elements where the gem is often occurs.

The range of color for Peridot is narrow, from a brown-green color to yellowish green to pure green. The most common Peridot seen in jewelry is yellowish green.

Peridot found by gem miners as irregular nodules (rounded rocks with Peridot crystals inside) in some lava flows in the United States, China, and Vietnam. Rarely, as large crystals lining veins or pockets in certain types of solidified molten rock. Sources for the latter include Finland, Pakistan, Myanmar, and the island of Zabargad.

Believed by geologists both types of deposits relate to the spreading of the sea floor that occurs when the earth's crust splits, and rocks from its mantle are pushed up to the surface. Sometimes—as in Myanmar—these rocks can be altered, deformed, and incorporated into mountain ranges by later earth movements.

Being contained in meteorites that have fallen to earth, Peridot can have an extraterrestrial source.

In 2005, they found Peridot in comet dust brought back from the Stardust robotic space probe.



While the 64.57-carat cut Peridot is magnificent, it is overshadowed by the amazing 7.9-cm tall crystal. Both are from Sappat, Kohistan, Pakistan.

Ancient History:

The Egyptians called Peridot the “gem of the sun”. Mainly because Peridot has always been associated with light. Some believed that it protected its owner from “terrors of the night,” especially when it was set in gold. Others strung the gems on donkey hair and tied them around their left arms to ward off evil spirits.

The word Peridot comes from the Arabic “faridat,” which means “gem.” Peridot is delivered to the surface by volcanoes because it forms deep inside the earth. Some also came to earth in meteorites, but this extraterrestrial Peridot is extremely rare, and not likely to be seen in a retail jewelry store. (See article “In the Spotlight” by John Wright on page 10 as he owns slabs from meteorites with this Peridot.)

On an island in the Red Seas called Topazios (now known as St. John's Island or Zabargad) early records indicate that the ancient Egyptians mined a beautiful green gem. According to legend, the island was infested with snakes, making mining unpleasant until an enterprising pharaoh drove them into the sea. People confused this stone from the earliest times, now known to be Peridot—with other gems. It was one of many labeled as “topaz.”

Believed by some historians that Cleopatra's famous emerald collection might actually have been Peridot. People in medieval times continued to confuse Peridot with emerald. For centuries, people believed the fabulous 200-ct. gems adorning the shrine of the Three Holy Kings in Germany's Cologne Cathedral were emeralds. They are, in fact, Peridots.

Source: gia.edu



Peridots



Peridot from Tanzania


Peridot from a new locality, Tanzania, is described and compared with 13 other Peridots from various localities in terms of color and chemical composition. The Tanzanian specimen is lower in iron content than all but the Norwegian Peridots and is very similar to material from Zabargad, Egypt. A gem-quality enstatite that came from the same area in East Africa and with which Tanzanian Peridot has been confused is also described.

“Gem of the Sun”



Egyptians called peridot the “gem of the sun,” believing it protected its wearer from terrors of the night. Egyptian priests believed that it harnessed the power of nature, and used goblets encrusted with it to commune with their nature gods. Peridot stones were also used for carved talismans.

National History Museum in London has this 146.10 Peridot



312 CARAT GEM

311.80 carat Peridot from Zabargad Island, Egypt. It is in the collection of the National Museum of Natural History located at the Smithsonian Institution.



4.98-ct. Peridot Designer-cut




Nodules of Peridot

Nodules of Peridot are found in volcanic rocks all over the American Southwest. These are from San Carlos, Arizona.

"In The Spotlight"

John Wright



Peridots from Space

The Peridots are Olivine xtals contained in a pallasite which is a type of meteorite. The ones I have are from Kansas and Russia.

They were found by the "Meteorite Men" a series that appeared on TV. I purchased it from one of them at the show in Tulsa, OK a few years ago.

The xtals pictured here are washed out. They are actually a golden green in color.

This meteorite contains olivine in a nickel-iron matrix. Pallasitic Peridot is the only gemstone that comes from space and it is exceedingly rare.

Steve Arnold is a full time meteorite hunter/dealer since 1992. He is co-host of the television show "Meteorite Men" along with his good friend, Geoffrey Notkin. The show in reruns can be seen on the Science and Discovery Channel in reruns. They are also on Facebook and have a website at www.meteoritemen.com if you wish to visit their site.

*Pallasite Meteorite Slice
Owned by John Wright*



John has brought these to the club to see in the pass and they are fascinating!



Bench Tips from Brad . . .

FINISHING PIERCED PATTERNS



After sawing patterns there's always a little cleanup to do, and the smaller cut outs can be a challenge. Needle files (7-8 inches) can get into the larger areas, and escapement files (4 inches) can get into some of the corners.

But I often find myself wanting even smaller files. I couldn't find them even at a watchmaker tools supply company, so I had to try something else. I ended up grinding down the tip of a 4" barrette file using a separating disk (or cutoff wheel) in the Dremel or Foredom.

Be sure to wear your safety glasses when using this tool. A flake of steel in your eye makes for a bad day.



MAKING FILIGREE WIRE


Making wire for filigree is quite simple. Take a double strand of 24-26 gauge silver wire, twist it tightly, and then flatten it a bit. While the basics are straightforward, here's a few tips that will quickly make you an expert with filigree.

Filigree looks best when the wire has a very tight twist. The way I do this is to start with dead soft wire and twist it until it breaks. It always seems to break on one end or the other.

I like to use a screw gun, although a Foredom also works well. You'll need a small hook in the spindle, either a cup hook from the hardware store or a nail that has been bent into the shape.

Be sure to keep a little tension on the wires as you twist. Then to get a real tight twist, I anneal the wire and twist it a second time until it breaks.

The final step in prepping the filigree wire is to flatten it slightly with a planishing hammer or rolling mill. The amount of flattening is a personal preference. I like to reduce the diameter about 25%. The wire will be quite stiff at this point, so it's best to anneal it again before starting to make the filigree shapes.



Be More Productive With Brad's "How To" Books
[Amazon.com/author/bradfordsmith](https://www.amazon.com/author/bradfordsmith)

www.bradsmithjewelry.com

Articles are copyrighted by Brad Smith



Calling for Donations! AFMS Endowment Fund 2019-2020

By Cheryl Neary, Chair

Yep! It is that time of year when I start asking for donations to the AFMS Endowment Fund.

First, you may ask yourself, what is the AFMS Endowment Fund? If you know what it is, then you may be asking yourself, why donate a specimen?

My answer to the questions is as follows: The Endowment Fund was created to give the Federation a way to provide monies generated by interest in the fund to support special projects such as junior badges, judges training, digit-izing of slide programs, just to name a few.

Your donation should be of an item with a minimum value of \$75.00 and a weight limit of five (5) pounds. I request that if you are sending a donation of a specimen, you please notify me via email at ciervo.neary@gmail.com or via my cell phone 516.449.5341 and leave a message.

Unfortunately, the reason I request the heads-up is that one too many times a package has walked away from my front porch after being delivered, so I usually will have you send it to another secured address.

Over the years we have had over twenty plus specimens for the drawing. Why not break that record and aim for a number in the thirties?

Each person, business, or club that donates, especially early in the year (like now!) will get free marketing since each donation has the donor's name and federation. People appreciate the beautiful items that have been donated over the years – mineral specimens, jewelry, spheres, figurines, sculptures and equipment.

Our next drawing will be in 2020 at the Southeast Federation hosted joint event. I believe it may be in the later months of the year – so we have time to hit that thirty plus mark!

If you would like to help the fund and do not have an item to donate, then you can always buy tickets from your Federation representative listed below. Tickets for the drawing are **\$5.00 per ticket or 5 for \$20.00**. You may purchase your tickets from your Federation's representative as follows:

Leslie & Dave Wayment P.O. Box 780791, Sebastian, Fl. 32978 Email: aastainedglass@bellsouth.net

So far, I have received the first donation, while at this years' convention.

Please remember to donate to such a worthy cause in our organization! Also, please remember these guide lines:

Each object should weigh no more than 5 pounds; Each object or combined set of objects should have a minimum value of \$75.00.

If you are considering donating, either contact your Federation Representative or email me at: ciervo.neary@gmail.com

**Northwest – #1 Amethyst Plate and holder
Donated by Doug True, President of AFMS (2018-2019)
Estimated value \$375.00**





S.F.M.S. Newsletter

Subscription to Lodestar is FREE electronically

Email: sfms.lodestar@gmail.com Or

Editor: john@rasmussengems.com

Can be read online:

<http://www.amfed.org/sfms/index.html>

www.amfed.org

A.F.M.S. Newsletter

Subscriptions are \$4.50 per year

Checks should be made payable to "AFMS"

AFMS Central Office

Steve Weinberger

PO Box 302

Glyndon, MD 21071-0302

central_office@amfed.org PH: 410-833-7926

WILDACRES RETREAT

828-756-4573

Website @www.wildscres.org

When scheduling keep in mind, workshops are subjected to change without notice.

Please check the website for changes.

AFMS 2019 Annual Convention

Meeting TBA 2020

Wildacres 2019 Federation Weeks

August 19-25 2019 sfmsworkshops.com

- ◆ Cold Connections Morning Sherrod
- ◆ Beginning Casting Bill Harr
- ◆ Wire Wrap Rowan Rose Morgan
- ◆ Special Projects Jeff Sheer
- ◆ Cabochons Buddy Shotts
- ◆ Beg. Chain/Fusing Roy Deere
- ◆ Layered Colored Pencil Mary Karg
- ◆ Jewelry on metal

September 16-22 2019 sfmsworkshops.com

- ◆ Silver 1 Pattie Appleby
- ◆ Gem ID Teresa Polly
- ◆ Adv. Casting Bill Harr
- ◆ Stone Inlay Chuck Bruce
- ◆ Beg. Chain/Fusing Roy Deere
- ◆ Metal Clay Judi Talley
- ◆ Cold Connections Morning Sherrod
- ◆ Electro-etch wood inlay Micah Kirby

We look forward to seeing you at Wildacres this coming year for our lapidary workshops.

William Holland School of Lapidary Arts 706-379-2126

Website @www.lapidaryschool.org

Classes are April - Nov 2019

A.L.A.A.



Have you joined the [American Lands Access Association](http://amlands.org) (ALAA)? Help is needed. Please volunteer!

The organization was founded to promote and ensure the right of the amateur hobby collecting, recreational prospecting and mining, and the use of public and private lands for educational and recreational purposes and to carry the voice of all amateur collectors and hobbyists to our elected officials, government regulators and public land managers.

Individual dues are \$25 per year; clubs \$50 per year.

A quarterly newsletter is sent to all members. For more information, Visit <http://amlands.org>

Shirley Leeson, President

Shows and Events

Parkway Fire & Rescue's 34th Annual Grassy Creek Gem Show

136 Majestic View, Spruce Pine, NC July 28th to August 5th Open 10AM – 6PM Daily

Contact: Donna Collis Email: collisdonna@Yahoo.web (828) 765-5519

Parking & Admission are Free * Food Available * Raising Money for New Equipment

27th Annual North Georgia Bead, Gem, Fossil, Mineral & Jewelry Show

August 10th-12th, 2019

Fri. 2-7, Sat. 10-6, Sun. 11-5 / Adults \$4 - 3 days Pass / Children free under 17

Dalton Gem & Mineral Society

Website: <https://www.facebook.com/pg/daltongemandmineraljewelryshow>

We will have vendors from all across the USA who will have some of the finest gems, minerals, jewelry, beads, pearls and fossils! Custom work and repairs will also be available. We will have door prizes daily as well as a grand door prize! Come check us out! **Door Prizes, Concession, & Free Parking Available**

WESCAGEM (*WESTERN CAROLINA GEM AND MINERAL SOCIETY*)

2ND ANNUAL GEM AND MINERAL

AUGUST 12, 2019 VIEWING: 7PM AUCTION: 7:30PM TILL...

NORTHSIDE UNITED METHODIST (435 SUMMIT DR., GRNVL.)

WIDE VARIETY OF MATERIAL FROM AROUND THE WORLD - SOMETHING FOR EVERYONE

FOR A COMPLETE LIST OF SHOWS VISIT - amfed.org

AKS GEM SHOW Presents New Orleans Bead & Jewelry Show

Pontchartrain Center, 4545 Williams Blvd., Kenner, La. 70065

Admission Fee \$5.00 Hours: Fri & Sat 10am-6pm / Sun 10am-4pm

Email info@aksshow.com with inquiries Phone: 504-265-8830 Visit website www.aksshow.com

GET A COUPON FOR \$1.00 OFF Admission

**2019 Dates: January 25th - 27th Winter Show / April 5th - 7th Spring Show
July 12th - 14th Summer Show / September 6th - 8th Fall Show / November 1st - 3rd Xmas Show**

**Save \$1.00 off
admission to any AKS
Gem Show**

This coupon is good for entrance to any AKS Gem Show! ***Be sure to check your inbox for additional savings from our exhibitors.***

[Check our list of shows now...](#)

Offer Expires: no expiration.



Harrison County Gem & Mineral Society Information



Officers 2019

<u>President</u> - Sue West	(228) 831-2294
<u>Vice President</u> - Buddy Shotts	(601) 947-7245
<u>Secretary</u> - Nicole Green	(228) 344-8066
<u>Treasurer</u> - Lynn Tate	(228) 342-2963
<u>Directors</u>	
Laura Tate (1 yr.)	(228) 342-2971
Kathy Becnel (2 yr.)	(228) 342-0716
John Clinard (3 yr.)	(601) 766-3786

Committee Members

<u>Facebook Chairman</u>	
Laura Tate	(228) 342-2971
<u>Field Trip Chairman</u>	
John Clinard	(601) 766-3786
<u>Librarian Chairman</u>	
Arvid Coole	(601) 723-1412
<u>Newsletter Editor</u>	
Lisa Fitch	(228) 467-4684
<u>Sunshine & Hospitality Chairman</u>	
Clemencia Howe	(228) 822-2184
<u>Show Chairmen</u>	
Lynn Tate	(228) 342-2963
<u>Webmaster & Workshop Chairman</u>	
Kathy Becnel	(228) 342-0716
<u>Assistant Webmaster</u>	
Leslie Jancovich	(859) 321-5692
<u>Equipment Chairman</u>	
Cindy Braden	(228) 467-5198

Southeast Federation of Mineralogical Societies

<u>Ms. State Director, Parliamentarian & Boundaries</u>	
Buddy Shotts	(601) 947-7245
<u>Past President</u>	
John Wright	(228) 875-9192
<u>Constitution / By-Laws</u>	
Lisa Fitch	(228) 467-4684

Field Trips

John Clinard

We are now members of the Dixie Mineral Council. You can attend any DMC Field Trips. It will be posted in each newsletter. Because of insurance requirements the general public are NOT invited to any field trips.

601-766-3786

jclinard173@att.net



Website

Kathy Becnel

Take the time and visit our website for the latest information and workshops. Submit articles and pictures to our webmaster.



<http://www.gulfportgems.org/>
kgbecnel@gmail.com



Facebook

Laura Tate

Please visit our Facebook page to view all the latest news and information on our club and workshops. To post club information contact:

[Laura Tate at wanderingmsrn@gmail.com](mailto:LauraTate@wanderingmsrn@gmail.com)

Library

Arvid Coole

The club has some interesting material available for viewing. Please contact Arvid to check out material from our Library. Be sure to return the material in a timely matter in order to share with other members.

Arvid Coole (601) 723-1412



Newsletter Editor

Lisa Fitch

Submit newsletter articles to:

Lapidaryarts@hotmail.com



Copyright 2019 Harrison County Gem & Mineral Society Newsletter known as Gulfport Gems. All rights reserved. Except for items that are specifically copyrighted by their authors, all materials in this bulletin may be freely copied. Please give credit to Gulfport Gems. Unless otherwise credited, articles are by the editor.



Articles and minutes are due by the last day of each month



Membership Form



Contact Our Treasurer: Lynn Tate (228) 342-2963 Email: l.tate4@gmail.com

 HARRISON COUNTY GEM & MINERAL SOCIETY, INC. MEMBERSHIP APPLICATION 			
APPLICANT INFORMATION			SINGLE \$20.00
Name:		Email:	
Date of birth (Mo/Day):	Anniversary: (Mo/Day)	Cell Phone:	
Current address:		Home Phone:	
City:	State / Zip Code:	Work Phone:	
CO-APPLICANT / SPOUSE INFORMATION			FAMILY \$30.00
TWO ADULTS & ALL MINORS UNDER 18 YEARS OF AGE/AT SAME ADDRESS			
Co-Applicant / Spouse:		Email:	
Date of birth (Mo/Day):	Cell Phone:	Work Phone:	
JUNIOR INFORMATION			JUNIOR \$10.00
UNDER 18 YEARS OF AGE ☆ SPONSORED BY AN ADULT			
Name	Birthday (Mo/Day/Year)	Relationship:	
Name	Birthday (Mo/Day/Year)	Relationship:	
Name:	Birthday (Mo/Day/Year)	Relationship:	
Name	Birthday (Mo/Day/Year)	Relationship:	
☆ EMERGENCY CONTACT INFORMATION ☆			
Name:			
Relationship:	Home Phone:	Cell Phone:	
INTEREST INFORMATION			
Hobby Interest:		(Each applicant initial interests)	
Jewelry Interest:			
<input type="checkbox"/> Fossils	<input type="checkbox"/> Beading	<input type="checkbox"/> Wire Wrapping	
<input type="checkbox"/> Minerals	<input type="checkbox"/> Kumihimo	<input type="checkbox"/> Chainmaille	
<input type="checkbox"/> Lapidary (<input type="checkbox"/> Cabbing, <input type="checkbox"/> Faceting, Etc.)	<input type="checkbox"/> Pearl Knotting	<input type="checkbox"/> Silversmithing	
<input type="checkbox"/> Field Trips (Creeks, Gravel pits, Mines, Etc.)	<input type="checkbox"/> Other _____		
<input type="checkbox"/> Special Interests _____			
APPLICATION FEES			
Applications can be mail to: Harrison County Gem & Mineral Society P. O. Box 10136, Gulfport, Ms. 39505			
Single \$20.00	Family \$30.00	Junior(s) \$10.00 Each	DUES: \$
Dues: <i>Circle One</i>	NEW RENEWAL	No Proration Deadline: 3rd Saturday of January	TOTAL: \$
SIGNATURES			
How did you hear about our society? _____			
I authorize HCGMS to use my picture or likeness for society promotions?			YES or NO
I authorize HCGMS to include my information in society listings for members only?			YES or NO
Signature of applicant:		Date:	
Signature of co-applicant/spouse (only if for a family membership):		Date:	
*Newsletter will be sent via email @ no charge			Modified 11/20/17 LF

Our goal is to promote, educate and stimulate interest in the earth sciences and lapidary arts context.



Gulfport Gems, Editor
P O Box 10136
Gulfport, MS 39505

Address Service Requested



THE OFFICIAL PUBLICATION FOR THE HARRISON COUNTY GEM & MINERAL SOCIETY, INC.