



Kawartha Food Share

Annual Report 2023

A visual summary of community impact, donations, distribution, and momentum built through partnerships across Peterborough City and County.



2023 was a year of returning to normalcy in the warehouse and across our agencies after several challenging years of COVID-19 protocols. While supply chain issues mostly improved, KFS still felt the impact of rising food costs and reduced community food-drive donations, spending \$35,000 more on food items than in 2022. Even so, volunteers, partners, and community generosity helped keep shelves supplied.

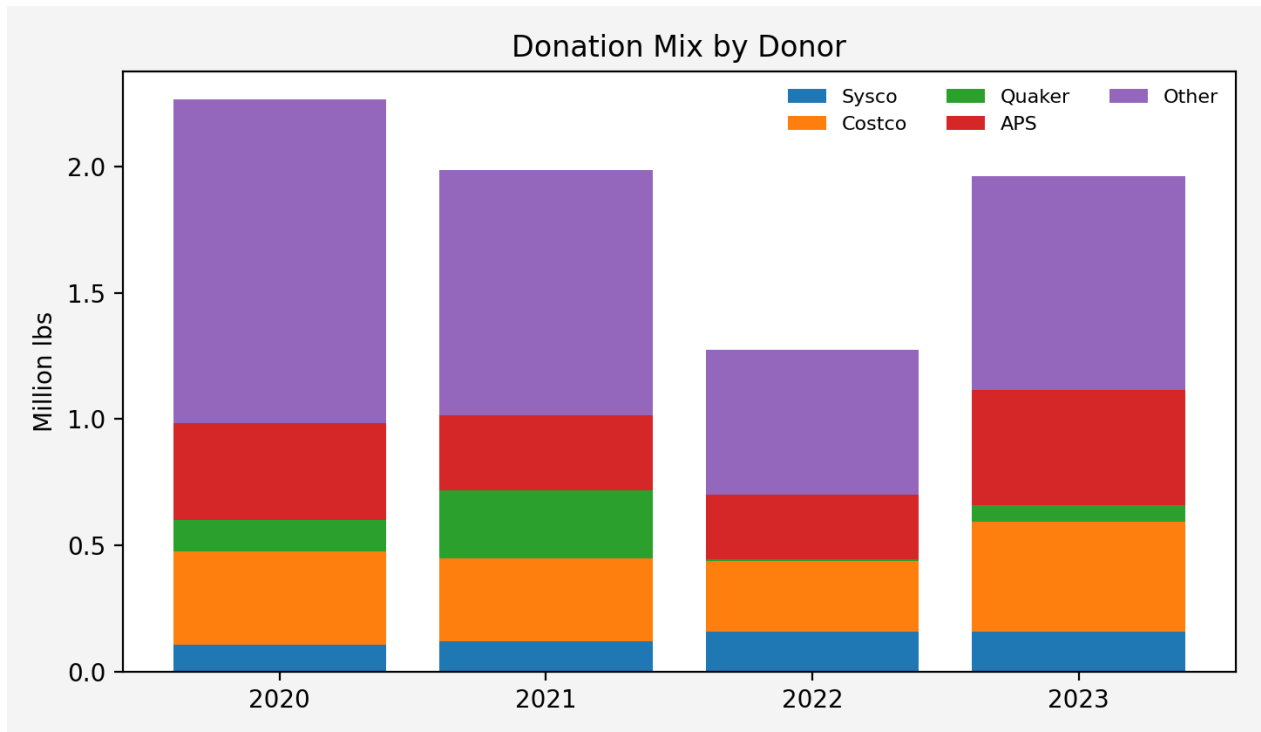
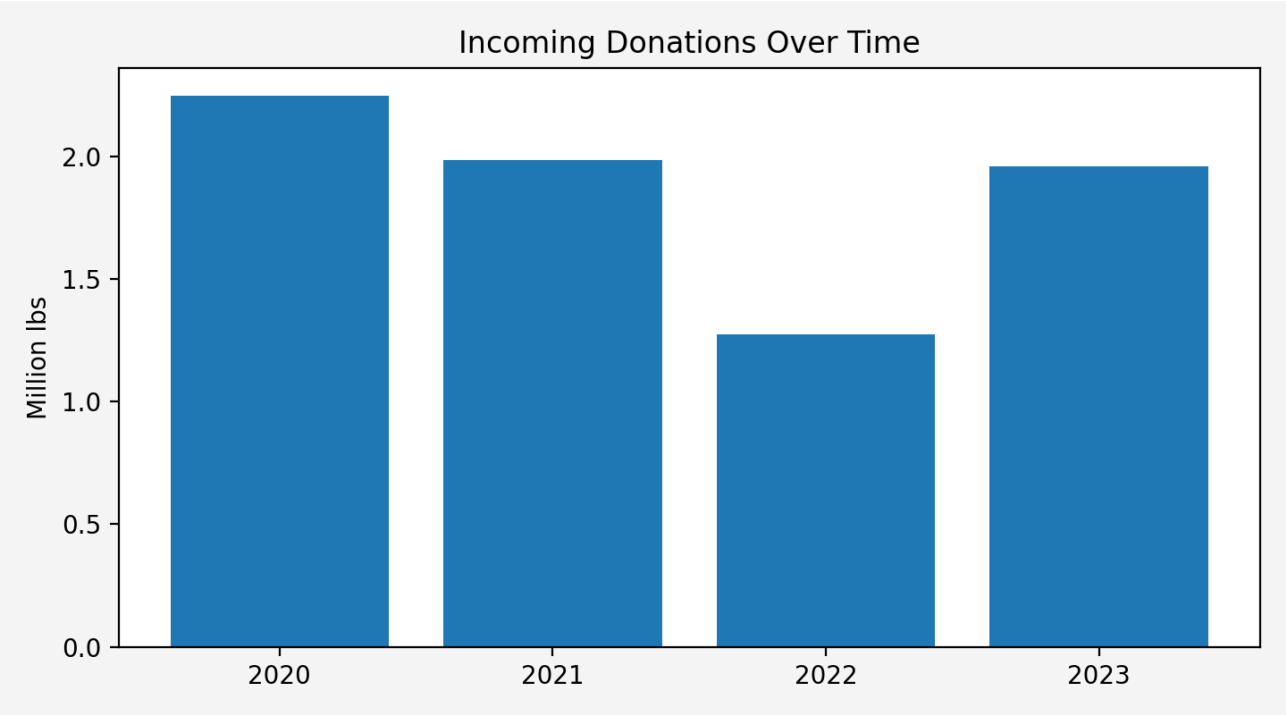
Numbers at a Glance



<p>Operational highlights</p> <ul style="list-style-type: none"> • KFS spent \$35,000 more on food items in 2023 than in 2022 as rising food costs pushed many staple products closer to market value. • Distributed food not only to 38 member agencies, but also to organizations including FourCast, Children's Aid, Friends Peterborough, Elizabeth Fry Society, Big Brothers Big Sisters, Victim Services, Dalhousie Youth Services, and Crossroads Shelter. • Continued the emergency box partnership and distributed 36,780 lbs. of emergency food directly to individuals arriving at the warehouse. 	<p>Community Fundraising Highlights</p> <ul style="list-style-type: none"> • Grocery store bins collected 76,165 lbs. of food donations. • Loblaws Easter, Thanksgiving and Christmas drives collected 18,000+ lbs. across 5 stores. • Walmart Sparks Hunger campaign raised \$20,212.93 across 2 locations. • Spring and Fall Porch Pirate food drives together brought in 73,816 lbs. • Loonies on the Street reached a record \$200,000 raised in just 3 hours!
--	--

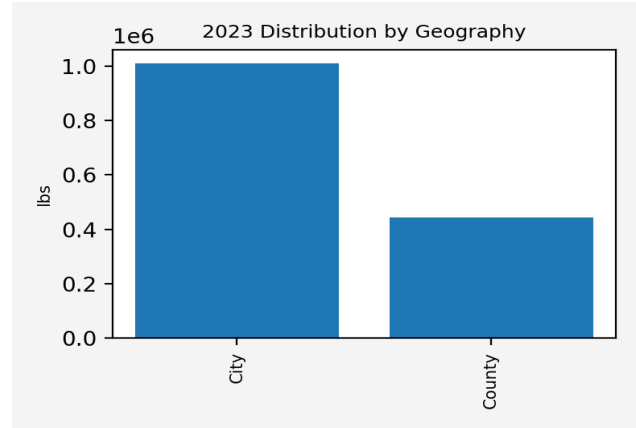
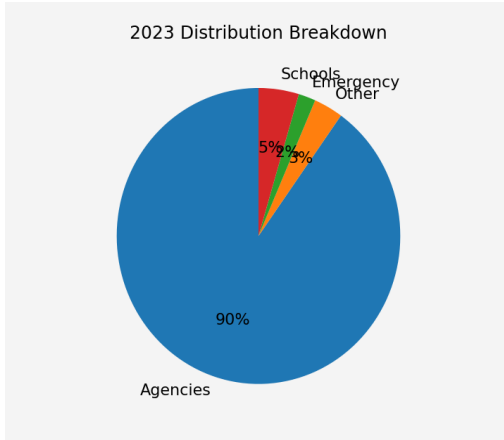
Donations Trends

Total incoming donated food remained well above the 2022 low point. The donor mix remained diversified, with “Other” partners (non local donors) still representing the largest source of supply in 2023.



Distribution Trends

Agencies continued to account for the majority of food distribution. In 2023, KFS also maintained meaningful support for schools, emergency need and other community organizations.



Year	Agencies	Other	Emergency	Schools	Total
2020	1,627,506	328,484	76,398	24,346	2,216,654
2021	1,870,537	133,556	70,421	33,618	2,108,132
2022	1,406,664	326,635	28,895	77,111	1,839,305
2023	1,697,939	62,740	36,780	86,481	1,869,876
2024	1,620,315	230,607	40,986	61,934	1,953,482

Looking Ahead

Kawartha Food Share will continue to work to ensure that all city and county food banks and food programs have the support and supply of food they need to feed the most disadvantaged citizens in our community, and to give every school-aged child a healthy start to their school day. Although this year was a challenge, our outlook remains positive in knowing that we are making a difference in our community, especially during uncertain times.

“We spent \$35,000 more on food items in 2023 than we did in 2022.”

That single line captures the pressure of food inflation. Even so, KFS still secured enough food to support agencies, schools, emergency needs, and community partners.

Donor	2020	2021	2022	2023	2024
Sysco	105,130	119,323	157,641	156,898	159,515
Costco	369,869	329,855	280,209	434,832	383,830
Quaker	124,686	268,722	7,950	66,339	165,208
APS	386,130	296,777	255,000	456,510	457,030
Other	1,279,946	972,771	574,888	847,207	868,966
Total lbs.	2,249,916	1,987,448	1,275,688	1,961,786	2,034,549