



# Kawartha Food Share

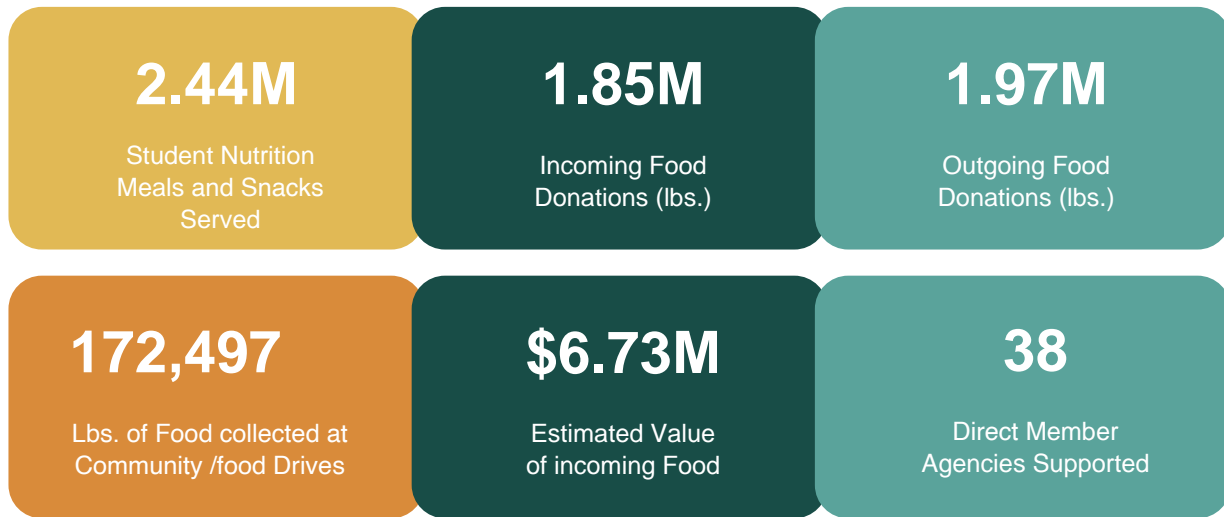
## Annual Report 2024

A visual summary of community impact, donations, distribution, and momentum built through partnerships across Peterborough City and County.



2024 was a year of re-finding our groove after pandemic-era disruptions. While operations felt more normal, KFS continued to face new realities: higher food costs, less discounted surplus food, and a **purchasing dollar that now stretches about 3 times instead of 6**. Even so, strong corporate partners, the food bank network, improved group purchasing, successful food drives, and community generosity kept shelves supplied.

## Numbers at a Glance



### Operational highlights

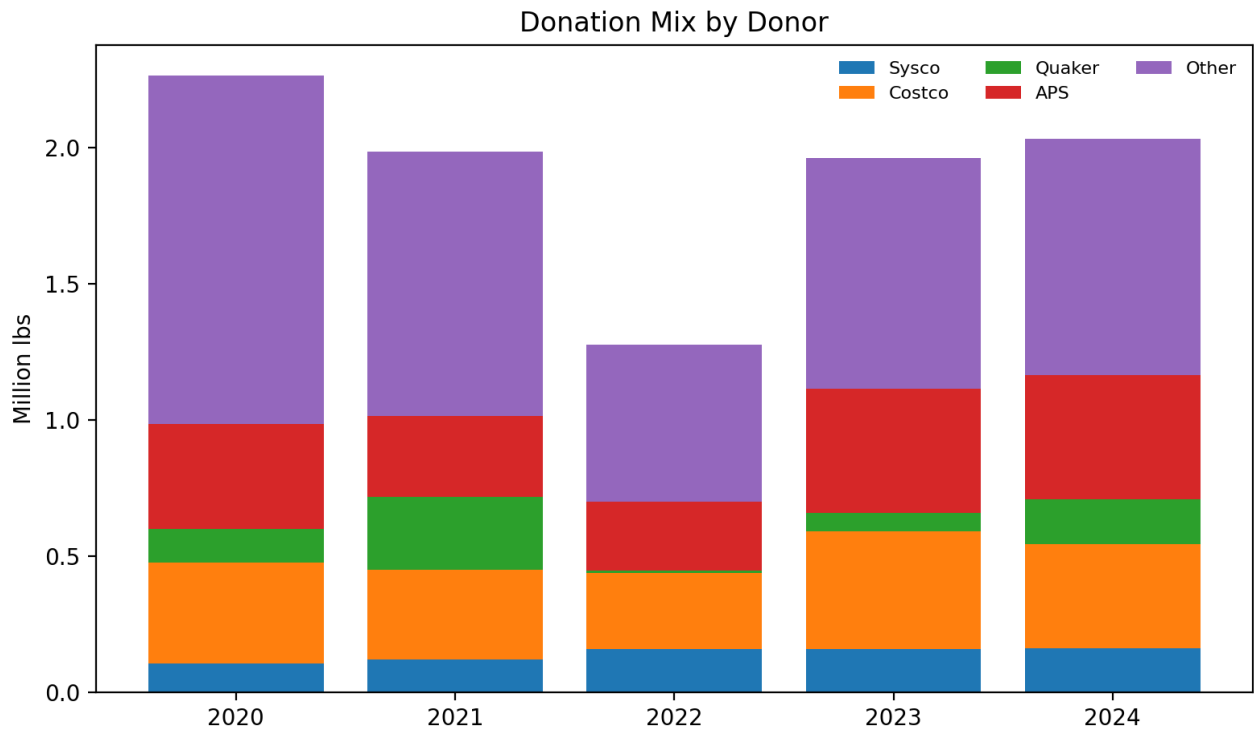
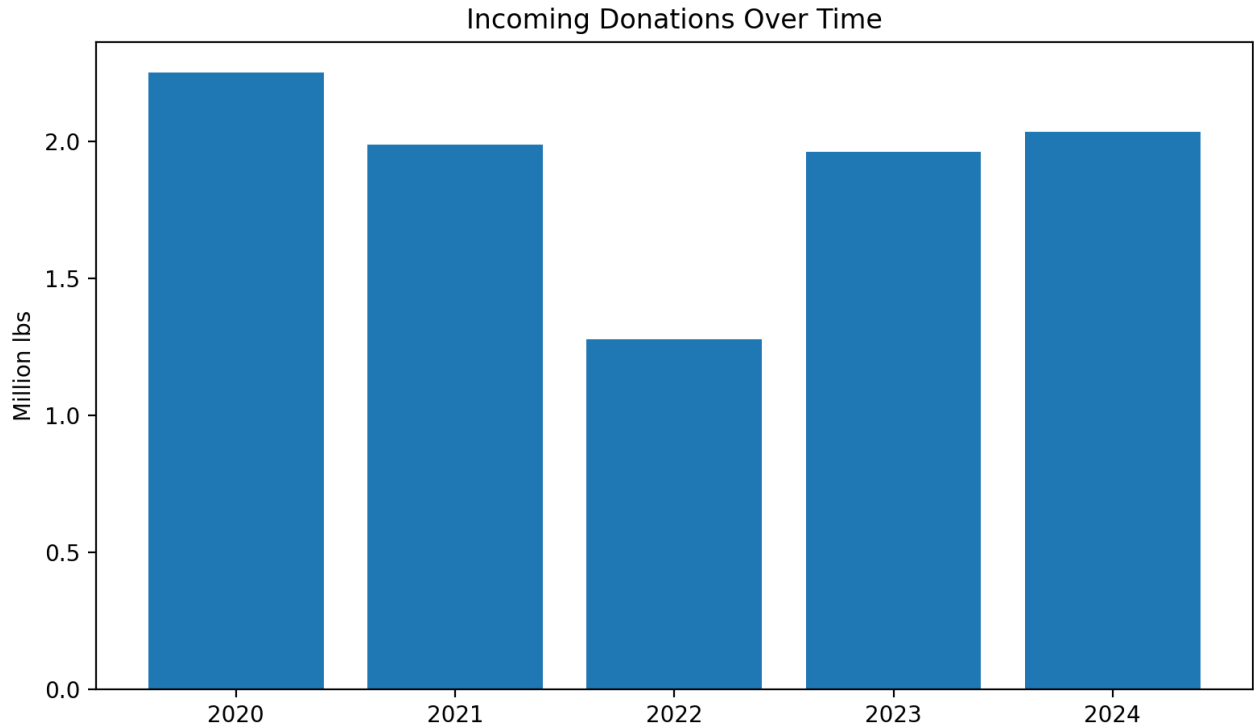
- KFS purchased over \$150,000 of food while spending about \$15,000 less than in 2023 thanks to Feed Ontario and Food Banks Canada group purchasing.
- Distributed food not only to member agencies, but also additional support to organizations such as FourCast, Children’s Aid, Friends Peterborough, Elizabeth Fry Society, Big Brothers Big Sisters, Victim Services, Dalhousie Youth Services, and Crossroads Shelter.
- Continued emergency food box partnerships through local organizations and served individuals arriving directly at the warehouse.

### Community Fundraising Highlights

- Grocery store bins collected 60,005 lbs. of food donations
- Loblaws holiday drives collected 15,000+ lbs. across 5 stores.
- Walmart Sparks Hunger campaign raised \$19,208.03 across 2 locations.
- Spring and Fall Porch Pirate food drives together brought in 45,186 lbs.
- Loonies on the Street reached a record \$250,000.

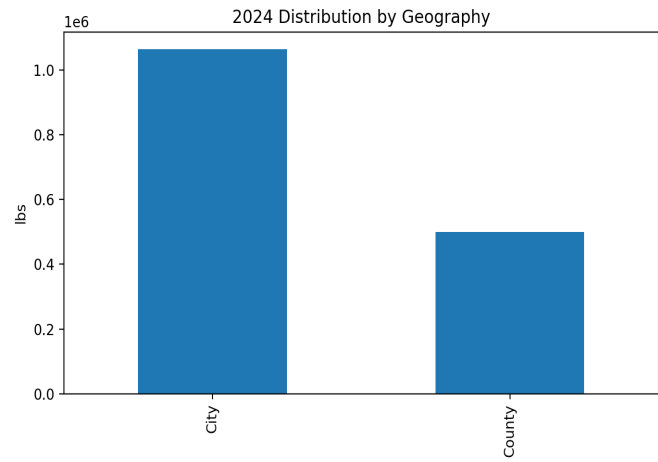
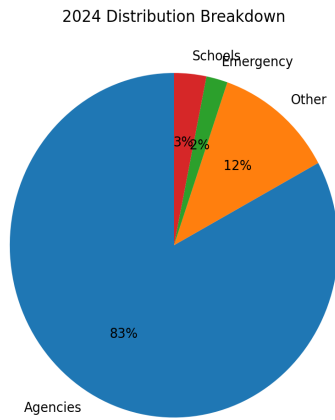
# Donations Trends

Total incoming donated food rebounded in 2024 after the 2022 low point. The donor mix remains diversified, with “Other” partners (non local support) still representing the largest source of supply.



# Distribution Trends

Agencies continue to account for the majority of food movement. In 2024, KFS also maintained meaningful support for schools, emergency need, and other community organizations.



Year	Agencies	Other	Emergency	Schools	Total
2020	1,627,506	328,484	76,398	24,346	2,216,654
2021	1,870,537	133,556	70,421	33,618	2,108,132
2022	1,406,664	326,635	28,895	77,111	1,839,305
2023	1,697,939	62,740	36,780	86,481	1,869,876
2024	1,620,315	230,607	40,986	61,934	1,953,482

2024 geography snapshot: 1,065,151 lbs. distributed to the City (estimated value \$3.88M) and 500,463 lbs. to the County (estimated value \$1.82M).

## Looking Ahead

Kawartha Food Share's mission remains clear: ensure that local food banks and food programs have the food and support they need, while giving every school-aged child a healthy start to the day. Although the sector remains under pressure from food inflation and post-pandemic operating changes, the organization ends 2024 with a strong demonstration of community trust and practical resilience.

**“Our dollar that once stretched 6 times, now only stretches 3 times.”**

That single line captures the new economic reality facing food banking. Yet, KFS still secured enough food to keep shelves full at all member agencies.

Donor	2020	2021	2022	2023	2024
Sysco	105,130	119,323	157,641	156,898	159,515
Costco	369,869	329,855	280,209	434,832	383,830
Quaker	124,686	268,722	7,950	66,339	165,208
APS	386,130	296,777	255,000	456,510	457,030
Other	1,279,946	972,771	574,888	847,207	868,966
Total lbs.	2,249,916	1,987,448	1,275,688	1,961,786	2,034,549